

Information on the 2021 SATs Tests



Aims

- ▶ To explain what 'SATs are'
- ▶ Talk through SATs week
- ▶ To explain how we can best prepare the children
- ▶ Give information regarding mock week

SATs Week

- ▶ *Monday 10th May 2021 (English):
Test 1 - Reading Paper*
- ▶ *Tuesday 11th May 2021 (Maths):
Test 1 - Arithmetic
Test 2 - Reasoning paper 1*
- ▶ *Wednesday 12th May 2021 (Maths):
Test 1 - Reasoning paper 2*
- ▶ *Thursday 13th May 2021:
No paper*
- ▶ *Friday 14th May 2021:
No paper*

The dates may
change depending on
when Eid is
celebrated. Some
tests may take place
week beginning 17th
May 2020.



How are children assessed?

- ▶ *Children will be given a raw score, a scaled score and confirmation of whether or not they have achieved the National Average.*
- ▶ *100 scaled score = Expected*
- ▶ *110 scaled score = Greater Depth*



The key areas for testing this year:

- ▶ Reading
- ▶ Maths
 - ▶ Arithmetic
 - ▶ Reasoning 1
 - ▶ Reasoning 2



Writing

- ▶ Is not 'tested' but children complete moderated pieces of work throughout the year, until June
- ▶ Teacher judgement



KS2 English - Reading

- ▶ Timings for the reading test are the same as in previous years.

Table 1: Format of the test

Component	Description	Number of papers	Number of marks	Timing of component
English reading test: paper 1	Reading booklet with associated answer booklet (a selection of texts, 1 800 – 2 300 words)	1	50	60 minutes (including reading time)
	Total	1	50	60 minutes

KS2 English - Reading

- ▶ Greater emphasis on the *comprehension elements* of the curriculum and on *fictional texts*.
- ▶ The test will have 3 unrelated texts of increasing difficulty.
- ▶ There will be a mixture of text types.



- ▶ The main skills children are tested on:
- ▶ Fact Recall
 - ▶ Who, what, when, where
- ▶ Inference
 - ▶ Why do you think?
- ▶ Words in context
 - ▶ Definition and meaning of words

Understanding Key Vocabulary

Key language	meaning
According to	retrieve the fact
suggest -	meaning/definition
Impression	How does the language used make the reader? Find the evidence to support your answer. Look at the character's behaviour.
Explain	make your point and use evidence to support your answer.
When	time/date
Summarise	key information
Fact	- true/real
What was one effect ...	what are the consequences/what happened next because of the action
Opinion	what someone thinks.
Find and copy one word	ONE WORD
Find and copy a phrase	A SMALL GROUP OF WORDS
Compare	difference
evidence	Retrieve from the text.
Why does...	Look at the evidence and infer. EXPLAIN
benefit	Advantages/good things

KS2 English - Reading

Questions 12–22 are about *Wild Ride* (pages 6–8)

Circle the correct option to complete each sentence below.

12

(a) The text begins with Martine going out to ride her giraffe...

in the early morning.

at midday.

in the late afternoon.

at night.

1 mark

(b) Martine rode her giraffe...

slowly.

speedily.

safely.

fearfully.

1 mark

(c) Everything was fine on that day until...

her grandmother saw her.

they came across lions on the hunt.

they disturbed a warthog family.

they met a herd of hippos.

1 mark

(d) At the end of the text, Martine...

went back home unharmed.

carried on riding for hours.

ran home to get help.

cried all the way home.

1 mark



KS2 English - Reading



The Park



Fact Sheet:
About Bumblebees



Music Box

Reading Booklet

2019 key stage 2 English reading booklet

32

What impressions do you get of Piper's house?

Give **two** impressions, using evidence from the text to support your answer.

Impression	Evidence

3 marks



KS2 English - Reading

15

Look at the section headed: **Save our bees.**

Complete the table below with **one** piece of evidence from the leaflet to support each statement.

	Evidence
The Bumblebee Conservation Trust is worried about bees.	
The leaflet makes readers feel hopeful for bumblebees.	

2 marks

13

Using information from the text, tick one box in each row to show whether each statement is **true** or **false**.

	True	False
The park has been looked after by a park warden.		
The park is going to be replaced with a shopping centre.		
Building work in the park will start at the end of July.		
The warden had two weeks' notice of the park's closure.		

2 marks



16

In our modern world of paved gardens and intensive farming, our bumblebees find themselves hungry and homeless.

This suggests that...

Tick one.

farming has helped bees.

☐

paved gardens are attractive.

☐

bees are good at finding their way.

☐

bees have only started struggling recently.

☐

1 mark

38

Look at the last paragraph, beginning: *'Yeah, it'll look smart.'*

Find and copy one word that suggests that the sound coming from Micah's music box is unpleasant.

1 mark

KS2 Maths



- There will be 3 papers
 - 1 arithmetic
 - 2 mathematical reasoning papers

Table 1: Format of the test

Component	Description	Number of papers	Number of marks	Timing of component
Paper 1	Arithmetic	1	40	30 minutes
Paper 2 and Paper 3	Mathematical fluency, solving problems and reasoning	2	70 overall 35 marks per paper	80 minutes 40 minutes per paper
	Total	3	110	110 minutes

KS2 Maths - Arithmetic Test

- ▶ The arithmetic test assesses basic mathematical calculations - there will be no word problem questions in the arithmetic paper.
- ▶ Secure knowledge of **number bonds** and **multiplication tables** will give children an advantage.
- ▶ Gridded paper is provided in answer spaces for questions on the arithmetic paper and some questions on Paper 2.



KS2 Maths - Arithmetic Test

- The arithmetic test will last for **30 minutes**, with **40 marks** available.

1	$979 + 100 =$	<input type="checkbox"/> 1 mark

2	$123 \times 2 =$	<input type="checkbox"/> 1 mark

3	$6.1 + 0.3 =$	<input type="checkbox"/> 1 mark



KS2 Maths -Reasoning Tests

- ▶ There will be 2 reasoning papers.
- ▶ The reasoning tests will last for 40 minutes.
- ▶ Questions will cover:
 - straightforward addition and subtraction
 - more complex calculations with fractions
 - long division and long multiplication



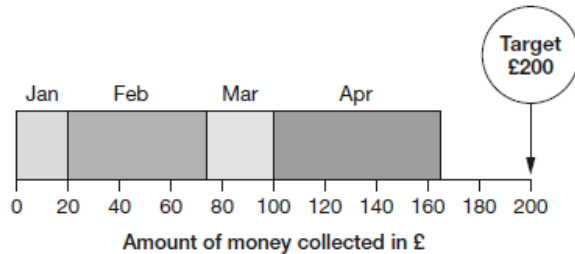
KS2 Maths – Reasoning Test



4

A school plans to collect £200 between January and May.

This chart shows how much they collected by the end of April.



Write the name of **each** month where they collected more than £50

1 mark

How much money did they collect in February and March **altogether**?

£

1 mark

19

The area of a rugby pitch is 6,108 square metres.

A football pitch measures 112 metres long and 82 metres wide.

How much larger is the area of the football pitch than the area of the rugby pitch?

Show
your
method

3 marks

How can I help my child at home?

- ▶ Encourage them to complete their homework to the best of their ability.
- ▶ Daily use of MyMaths and Timetable Rockstars
- ▶ Ask questions about their homework to reinforce the information.
- ▶ Hear them read every night and ask questions about what they have read: use Reading Plus
- ▶ Allow them to get plenty of sleep
- ▶ Make sure they have a good breakfast.

If you need any support; speak to your child's class teacher; Mr.Iqbal (Y6 Head of Year) or a member of SLT.

There is plenty of support here for you!


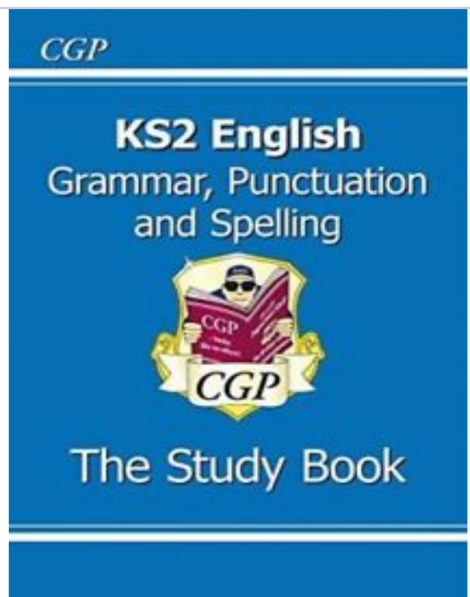


During SATs Week

- ▶ The school is hoping to provide breakfast for every child in the year group.
- ▶ We are hoping to run breakfast club from 8:15am - 8:45am and this will be free of charge.
- ▶ Cereals, toast and drinks will hopefully be available to give them energy for the day!
- ▶ We will then begin to get ready for the tests at 8:50am so please, as always, make sure children arrive at school no later than 8:45am



Resources to use at home



- ▶ Books are on sale
- ▶ The cost is £5 for both books
- ▶ These books can only be ordered through ParentPay
- ▶ Logon to ParentPay or use this link:
shorturl.at/bpvIT
- ▶ Alternatively scan the QR Code above

Mock SATs week

- ▶ Will run at the end of March from Monday to Wednesday (watch out for dates in your child's homework planner)
- ▶ Will run the same as the actual SATs week
- ▶ Gives the children an idea of what to expect
- ▶ Eases any fears and worries they might have

Recap:

- ▶ Use the school website resources if you need any support;
- ▶ Speak to your child's class teacher;
- ▶ Mr Iqbal (Y6 Head of Year); or a member of SLT

There is plenty of support here for you!

