

E-Safety advice for Parents



We are aware that some pupils have signed up to or have access to a number of apps (some of which we have included advice on here). Please note that these apps **all have an age restriction of 12+ or 13+**. The age restrictions are there as the content is NOT AGE APPROPRIATE or suitable for anyone under the recommended age.

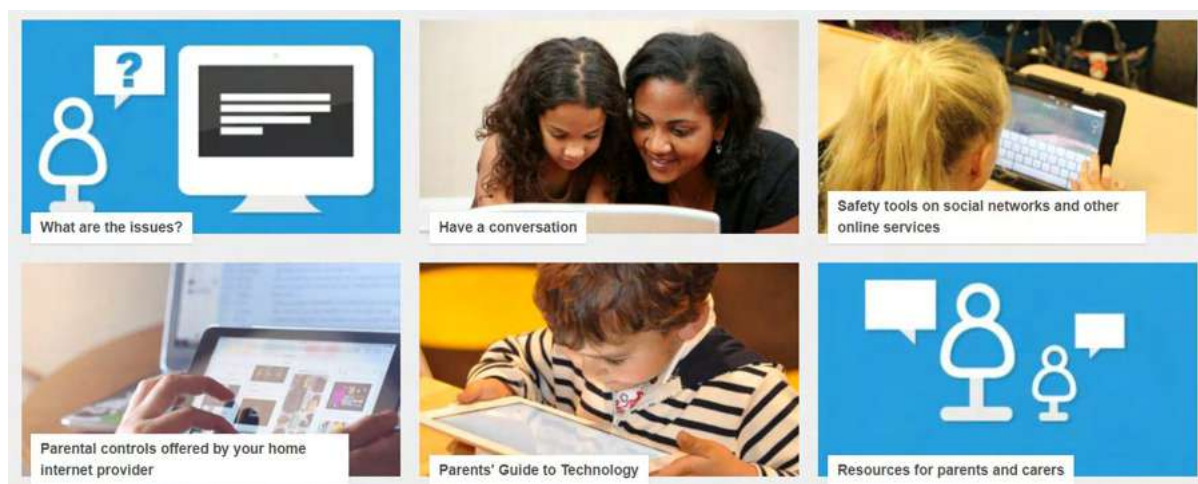
During the recent lockdown, some pupils were using these apps to message each other. They **should not** be using any of these apps. Information has been shared with us and we know that some of the messages were not appropriate or polite. Messages of this nature can impact negatively on pupil's mental health and well-being and can raise serious safeguarding concerns also.

More help and information can be found on the school website: [Welcome to Thornton Primary School](#)



Thornton Primary School > Safeguarding > Remote Learning & E-safety Advice

The website UK Safer Internet is full of useful tips and advice for parents. You can access the webpage by scanning the QR code below or clicking here: [Parents and Carers | Safer Internet Centre](#)





Fortnite: Chapter 2 has finally landed! With a whole host of new in-game features including a brand-new map, more water-based activities, upgraded character skins and a more streamlined arsenal of weapons, this Fortnite is promising to be the best yet. Almost all of the changes are cosmetic which means the concept of the game remains the same, with players still aiming to be the last man standing. Players will no doubt find the game much more enjoyable with so much more to explore. For parents and carers however, it pays to remain vigilant.



What parents need to know about

FORTNITE

CHAPTER

2

BATTLE ROYALE

Battle Royale games have become very popular over the last couple of years, and most tend to follow a very similar setup. Taking Fortnite as an example, 100 players drop into a map, loot buildings for weapons and armour and attempt to beat all the other players to be crowned victor at the end. If you've ever seen the Hunger Games movies, you'll have an idea of what this entails. Each game can take up to 20 minutes (assuming you last to the end) and can be restarted relatively quickly once 100 free players have been found.

IS FORTNITE ADDICTIVE?

Fortnite is at the forefront of gaming addiction discussions because it is so popular with young people. But whether it actually contributes to gaming addiction is up for debate. WHO (World Health Organisation) have classified gaming as a legitimate addiction, but this is not solely a concern with Fortnite. Signs of addiction can include irritability when not playing, lying about the amount of time played and a preoccupation with thoughts of the next gaming session. Realistically, it must be down to parents and carers to recognise these symptoms and act accordingly if they think they are developing.

FREE TO PLAY... OR IS IT?

While Fortnite is technically free to play (in that you can download and play it without paying) it does come with the caveat that spending money on things like skins and emotes in-game is heavily pushed to players. The currency used in-game is called 'V-Bucks' and can be bought with real money through the game's online store. It's worth remembering that these purchases are absolutely not necessary, are cosmetic only and that V-Bucks can be earned in-game with enough play time.

SEASONAL UPDATES

Every 10 weeks or so Fortnite is updated with a new season. This essentially adds new things like skins and emotes to the game, while also sometimes changing up the game map in interesting ways. These seasons are free to everybody and don't require additional money to play, though battle passes for each season can be bought with V-Bucks. A battle pass will typically allow a player to earn experience faster and gain fun in-game items by completing a host of daily challenges.

CROSSPLAY IS AVAILABLE

One of the wonderful things about Fortnite is that it can be played cross-platform. This means that no matter what platform a person plays on (PC, PlayStation 4, Xbox One etc) they can play with friends who own the game on a different platform. To do this, an Epic Games account must first be created online (which is free) and then linked with your platform account. Doing this removes the age-old boundary of not being able to play together because you don't have the same console and opens up a whole new world of playing online with friends.

IS FORTNITE VIOLENT?

Fortnite has been rated by the ESRB (Entertainment Software Ratings Board) as teen, as it contains cartoony violence and the weapons and acts depicted in the game are some way removed from their real life inspirations. Characters don't draw blood when shot and instead of dying, they are simply beamed up off the map. Naturally, players younger than the recommended age limit will want to play the game and that should be at the discretion of parents and carers.



Top Tips For Parents

BUYING V-BUCKS

As mentioned, Fortnite does contain in-game purchases and microtransactions in the form of V-Bucks which can be bought with real money. If you do decide to let your young one spend money in the game, be sure to delete your card information afterwards as it can be very easy to purchase more items at the press of a few buttons. It's important to set a limit on any purchases (as mentioned they are absolutely not necessary to play the game) and a suggestion would be capping the spending at around £50 - this is the normal retail price of a game

GAMING WITH STRANGERS

Fortnite Battle Royale is an online game, and as such, there is a chance that young children could come into contact with strangers who are randomly placed into their groups in a game. It's difficult to predict what another person might say or do in a game, so it's a good idea for friends playing together, to be grouped together. The only real countermeasure to interacting with strangers offered by Fortnite is to turn off all mic communications, which can be done in the game's settings. Using outside chat apps, like Skype or Discord while playing, is a great way to make sure you know who you're talking to and that nobody else is listening in.

LIMIT TIME, BUT BE FLEXIBLE

A game of Fortnite can last up to 20 minutes, so be flexible when it's time to put it away. The approach of 'one more game' as opposed to '10 more minutes' will stop any complaints that a match is still ongoing. Better still, play with your child and take it in turns; that way you're helping control the time played and can keep an eye on what they're experiencing.

TALK TO OTHER PARENTS / CARERS

If you're concerned about play time or spending money in the game, talk to other parents and carers of your child's friends. If you approach as a collective, it will be easier to know when their friends are online and you don't have to worry about who they're playing with. It can also help curb expectations on spending money on battle passes and skins if you stick together.

CAN DEVELOP SOME IMPORTANT SKILLS

It's often overlooked just how good gaming can be for young people. Fortnite encourages team play, quick and complex problem solving and communication; that's not to mention the lightning fast reflexes gamers can develop. While taking breaks to do other activities is of course important, there are benefits to screen time which might not be immediately obvious.

PLAY THE GAME YOURSELF

There's no substitute for sitting down and playing the game yourself to learn all about it. Fortnite is available for free on almost anything you can imagine, even your smartphone, so there's never been a better time to get involved and see what all the fuss is about. You never know, you might even be able to impress your children when you show them your impressive Victory Royale tally!

Meet our expert

Mark Foster has worked in the gaming industry for 5 years as a writer, editor and presenter. He is the current gaming editor of two of the biggest gaming news sites in the world, UNILAD Gaming and GAMINGbible. Starting gaming from a young age with his siblings, he has a passion for understanding how games and tech work, but more importantly, how to make them safe and fun.



<https://www.theguardian.com/games/2018/mar/07/fortnite-battle-royale-parents-guide-video-game-multiplayer-shooter>, <https://www.psychguides.com/behavioral-disorders/video-game-addiction/>, <https://www.polygon.com/2018/3/23/17146848/cross-platform-crossplay-ps4-xbox-pc-switch-ios-mobile-enable-friends-compatible-matchmaking#70IE7d>, <https://www.esrb.org/ratings/34948/Fortnite/>

Edit date: 29/05/19

Snapchat is a photo sharing app for mobile phones and tablets. The app allows users to share images, videos and chat with friends through voice call or text message. Users can share images and videos directly to specific friends, or through a 'story' shared with their entire friend list, which documents the previous 24 hours. In a study, Snapchat was ranked the 4th most negative app in terms of having an impact on young people's health and wellbeing, with children feeling that they can use the app Snapchat to "make you look pretty."



What parents need to know about SNAPCHAT

EXPOSING YOUR CHILD'S EXACT LOCATION

The 'Snap Map' lets you share your EXACT location in real-time through a map on the app. The user's location updates when the app has been opened on the device. There is a warning on the Snapchat website about uploading images and videos to 'Our Story' stating that "snaps you submit to 'Our Story' can still show up on the Map, no matter which location setting you choose!" When uploading to 'Our Story', your child's image or video could appear in "Search results and Stories on or off Snapchat - today or in the future."

ADDICTIVE SNAPSTREAKS

'Snap Streaks' are gained when snaps have been sent back and forth consecutively between friends. The longer that snaps are sent between users, the longer the streak becomes. Furthermore, Snapchat rewards users who have achieved high Snap Streaks, by gifting emojis, adding incentives for users to keep the streaks. Children invest time into making their streaks as long as possible, which can put an incredible amount of pressure on both themselves and their friendships.

SEXTING

While Snapchat's gimmick is that all photos, videos and text disappear eventually, users still have the capability to screenshot or record anything which has been sent to them. Users may sometimes forget that screenshotting is possible and send a compromising image or message to somebody who they think they trust. Due to 'Snaps' disappearing, (users can even send a one-second photo or video), Snapchat has become the chosen platform for children and young people to send sexually explicit images or 'selfies'. Once a photo/video has been screenshotted, or recorded using another device or software, this can lead to further dangers, such as blackmail and cyberbullying.

It is illegal to make, possess, download, store and share sexual images, photos and videos of a person under the age of 18. This also includes any sexual images, photos and videos that a child may have taken of themselves. However, if a young person is found creating or sharing images, the police can choose to record that a crime has been committed, but taking formal action isn't in the public interest.



EXTRAS TO MAKE YOU STAY


Aside from taking photos and videos, Snapchat has other elements to keep users coming back for more. 'Snap Games' is a feature within the app where users can play minigames with others on their friends list. The games function is easily accessed by tapping on the rocket button during a conversation. Another feature on the app is 'Snap Originals', which allows users to watch content created by Snapchat, celebrities and other accounts, including a mixture of comedy shows, drama, news and more. These features are designed to encourage users to stay on the app, which may be quite addictive.

DAMAGE TO CONFIDENCE

Snapchat's selection of filters and lenses are seen as a great way to enhance your 'selfie game'. Although the filters are often created to promote entertainment and humour, using the 'beatify' filters on photos can set unrealistic expectations and create feelings of inadequacy. Children may strive for admiration and appreciation by sending these 'edited' photos to their friend list. Judging themselves against other users on the app might threaten their confidence or self-worth.



Top Tips for Parents



THE RISKS OF SEXTING

It can be slightly awkward talking about this topic with your child, but if it helps them protect themselves, it is worth it. Talk to them about the consequences of sexting and make sure that they're aware of the risks. Ensure your child knows that 'Snaps' can be screenshotted. Teach them that if they post anything potentially embarrassing or harmful (either of themselves or someone else) it can have severe consequences as the message, image or video can be shared further.

REPORTING A STORY, LENS, FILTER, SNAP OR MESSAGE

If your child comes across inappropriate Snapchat content sent directly to them or in another person's story, advise them to report it immediately. This may include an inappropriate lens, filter, message or snap. To report an offensive lens, they should open the app and select the lens they want to report. An info button will appear above the lens. Click this, followed by the flag icon. This will send a report to Snapchat for further investigation. Reports can also be made on the Snapchat support website: support.snapchat.com.

USE 'GHOST MODE'

We highly recommend enabling 'Ghost Mode' on the app so that your child's location will no longer be visible to anyone on the 'Snap Map'. To enable this, go onto the Snap Map and tap the cog in the top-right corner. Here, change the setting to 'Ghost Mode'.

HOW TO DELETE A MESSAGE

Advise your child never to send any negative messages (or images through gallery in the chat on the app) as screenshots can still be taken. You should also advise your child to screenshot any negative comments they receive as the sender can also delete them. To delete a message, simply press and hold the sent message and press delete.

TURN OFF 'QUICK ADD'

'Quick Add' helps friends find each other on the app. This is based on mutual friends or if their number is in their phone book. Explain to your child that this feature can open up their profile to strangers. We highly recommend that your child turns off the 'Quick Add' feature. This can be done in the settings.

RESTRICT STORY VIEWS

Your child can add videos and images to their 'Story' throughout the day which will last for 24 hours. By default, anyone in a user's friends list can see their story. We recommend checking the privacy settings to ensure that this has not been edited. This can simply be done in the app's settings under the 'Who Can View My Story' section. The options to choose from are 'My Friends', 'Everyone' or 'Custom' - we suggest that it is set to 'My Friends'.





ROBLOX
Powering Imagination

According to the Roblox website, 'Roblox is the world's largest interactive social platform for play.' For those of you who are unfamiliar with the game, it is a multi-player online gaming platform which allows children to play and create a variety of games in a 3D world. Roblox is free to play and available on all modern smartphones, tablets, desktops, Xbox One, Oculus Rift, and HTC Vive.




AGE RESTRICTION
13+

What parents need to know about **ROBLOX**



ROBLOX STUDIO

The Roblox Studio allows users to create their own games and 'worlds' for others to play on the platform. As the games are user generated, it gives users the freedom to potentially include things you do not want your child to be exposed to, for example, weapons, violence and even pornographic content. There are no age restrictions on the games created in the Roblox Studio and to remove games from the platform Roblox relies on people reporting negative/violent content.



CHATting & FRIEND REQUESTS

Whilst the games in Roblox are aimed at 8 to 18-year-olds, there are currently no age restrictions for signing up. This means that both adults and young people can play and communicate with each other and send friend requests through the platform. Once a friend request is accepted, this means that they can communicate with each other outside of gameplay.



ROBUX ONLINE PAYMENTS

When a user creates a game, they earn something called 'Robux,' which works as a currency within the platform and enables the purchase of upgrades and memberships. If the created game is of good quality and attracts multiple players and in-game adverts, children have the ability to earn a lot of 'Robux.' Once a user has earned a certain amount of Robux, they can convert this to real cash and withdraw it to a PayPal account. To withdraw money, users need to be over 13, have a PayPal account and have paid for the Roblox premium subscription.



**National
Online
Safety**

Top Tips for Parents

ALERT!

Tell your children to be careful and to think twice before they click any random advert or popup. There are a lot of phishing scams that advertise free Roblox etc. with the intent of stealing your child's personal information.

UNLIST SOCIAL MEDIA ACCOUNTS

Make sure your child's social media accounts are not listed in the settings/account information. If they are, advise them to set them to private or remove them from their account. This will ensure that nobody will be able to find and contact them on their social media platforms outside of Roblox.



CHECK SHARED INFORMATION

In the account settings, check that your child is not giving away any personal information in their bio/profile. For example, their full name, phone number or snapchat name. If you see that they have, explain why this is potentially dangerous and remove immediately.

2-STEP VERIFICATION

Roblox has a great two-step verification security feature which we recommend you enable to add an extra layer of security to your child's account.

HAVE A CHAT ABOUT 'GRIEFING'

Griefing is when someone purposely upsets another player in a game. This can be done by setting traps, damaging or stealing something from another player, intentionally killing them and generally doing something in the game to spoil their gameplay. Essentially, 'Griefing' is a form of cyberbullying and can be extremely frustrating and upsetting for players.

RESTRICT PAYMENT METHODS

Roblox is a free to play game, but there are still options to make additional in-game purchases. If you do not want your child to make payments, ensure your card is not associated with their account. If you are happy for your child to make payments in the game, but want to restrict spending, we suggest using a games console gift card. These can be purchased in specific amounts, which will enable you to restrict how much your child spends and removes the need for a credit/debit card to be used with their account.

DISABLE IN-GAME CHAT


Roblox is great for children to play together and chat to each other. However, if you want to completely turn off in-game chat for your child (meaning they cannot contact anyone, including their friends) you can do so by following these steps: When logged in, go to the Account Settings page by clicking on the gear icon at the top right corner of the page, then click Settings. Next, click on the Privacy tab and under 'Who can chat with me in game?' select 'No one' and this will disable in-game chat.

IS YOUR CHILD UNDER 13?

Unfortunately, there are hundreds of YouTube videos showing children how to change their age settings on Roblox, so firstly, you should talk to your child to set up some rules/an agreement. There are additional safety features for children under 13, for example having their posts and chats filtered for inappropriate content and behaviour, so it is worth checking that your child has set up their account with the correct age. You can find this in their account settings.

SOURCES

corp.roblox.com and press kit - All images shown belong to Roblox ©2018 Roblox Corporation. Roblox, the Roblox logo, Roblox, Bloxy, and Powering Imagination are among our registered and unregistered trademarks in the U.S. and other countries.



TikTok is a video-sharing social media app available on iOS and Android which lets users create, share, and view user created videos much in a similar manner to Facebook, Instagram and Snapchat. It's main draw, however, is that users can record and upload bite-sized looping videos of themselves lip-syncing and dancing to popular music or soundbites, often for comedic effect, which can then be further enhanced with filters, emojis and stickers. TikTok has been designed with the young user in mind and has a very addictive appeal. At the beginning of 2019 it skyrocketed in popularity to become the iOS store's most downloaded app with over 33 million downloads. Estimates suggest that it now has anything between 500 million and over 1 billion monthly active users worldwide.



What parents need to know about

TIKTOK



MATURE CONTENT

On the iOS store, TikTok is listed as 12+. On the Google Play Store it is rated as 'Parental guidance recommended'. When signing up for the app, it's possible to lie about your age without any form of verification. As children scroll through their feed, most of the videos they're likely to come across are lighthearted or funny takes on dance routines which are designed to make people laugh. However there has been a slew of videos which have been reported for featuring drug and alcohol abuse, self-harm and sexual content, including young teens dressing overtly sexually and behaving suggestively. Given the deluge of material uploaded to TikTok every day, it's impossible to moderate everything and it can be quite common to come across explicit content on the 'for you' feed when logging into the platform.



INAPPROPRIATE MUSIC

TikTok revolves around creating music videos through lip-syncing and dancing. Inevitably, some of the music featured by users will contain explicit or suggestive lyrics. Given the undeniably young user base, there is a risk that children may look to imitate the explicit language they hear or the suggestive actions they see when viewing others user's videos on the app.



TIKTOK FAME

TikTok is very image focused and there is a notable preoccupation with appearing cool and attractive. Many teenagers now attempt to go viral and become what's known in-app as 'TikTok famous'. TikTok (and its predecessor musical.ly) has spawned its own celebrities – social media stars Loren Gray and Jacob Sartorius have been catapulted to fame through their initial exposure on the app. Obviously, most budding influencers looking to become the next big thing will be disappointed, but this may have the knock-on effect of making them go to more and more drastic lengths to get noticed.



ONLINE PREDATORS

As a social network, TikTok makes it easy to connect with other users. This includes the ability to comment on and react to other user's videos, follow their profile and download their content. Be aware that by default, any user can comment on your child's video if their account is set to public. Most interactions are harmless enough but as an app, TikTok is prone to predators because of the abundance of younger users.



ADDICTIVE NATURE

Social media is designed to be addictive and TikTok is no different. It can be fun and hugely entertaining. However, it is also because of this that it can be hard to put down. In addition to the short, punchy nature of the looping video format, the app's ability to keep you guessing what will come on screen next makes it easy to turn a five-minute visit into 45-minute visit.



IN-APP PURCHASES

Aside from the content, there's also the option to purchase in-app extras called 'TikTok coins'. Prices range from £0.99 for 100 coins to an eye-watering £93.99 for 10,000 coins. TikTok coins are used to purchase different emojis to reward content creators that a user finds funny or entertaining. In the iOS version of the app you can disable the option to buy TikTok coins but this sadly doesn't seem to be a feature in the Android version.



Safety Tips For Parents




TALK ABOUT ONLINE DANGERS

Assuming your child is above the age limit to use the app, make sure you also take the time to talk to them about what they are seeing on the app. Have a dialogue, get them to give you their opinion on what is appropriate and model the correct behaviour for them. Go over why they shouldn't give out private information or identifiable photos and be positive and understanding of them. In the long run, getting them to think critically about what they're seeing goes a long way to keeping them social media savvy.



USE PRIVACY SETTINGS

Undoubtedly, the easiest way to safeguard your child on TikTok is to make sure their account is set to private. This means only those users your child approves can view, like, and follow their content. Setting the account to private may clash with your child's goal of social media superstardom, but it will keep their account secure from strangers. This setting can be enabled under the privacy and safety menu by pressing the ellipsis in the 'me' tab of the app. To be extra safe, there are additional controls available to toggle such as who can send comments and messages, among other options.



ENABLE RESTRICTED MODE

In the digital wellbeing section there's the ability to turn on restricted mode using a PIN. Restricted mode filters out content that is not age appropriate although it should be noted that this isn't always 100% fool proof. When enabling restricted mode, parents should still be vigilant to what their child is watching and take note that the algorithm moderating content is not infallible.



EXPLORE AND LEARN YOURSELF

Understanding and learning the app yourself is a great way to get to grips with TikTok. You could then even use the app with your child and watch some videos with them. If you are the parent of a teen, even if it does not make you popular, keep a close eye on what they're viewing and sharing. That said, it's a brilliant chance to turn it into a bonding opportunity with your child also. You could even unleash your inner performer and make videos with them while (more importantly) keeping them safe online.



LEARN HOW TO REPORT AND BLOCK INAPPROPRIATE CONTENT

With the proper privacy settings in place, TikTok can be a safe space for your child to express themselves. However, just in case something does manage to slip through, make sure your child knows how to recognise and report content that isn't appropriate and get them to come to you about what they have seen. TikTok allows users to report offenders and comments within the app. You can also block individual users by going on their profile.



MODERATE SCREEN TIME

As entertaining as TikTok is, you can help your child moderate their time on the app by making use of the digital wellbeing section. Under the screen management option, you can limit the daily allotted time allowed on the app in increments ranging from 40 to 120 minutes. You can also lock this preference behind a PIN number which has to be inputted in order to then exceed the daily time limit. This way your child can get their daily dose of memes without wasting away the day.



Meet our expert

Pete Badh is a writer with over 10+ years in research and analysis. Working within a specialist area for West Yorkshire Police, Pete has contributed work which has been pivotal in successfully winning high profile cases in court as well as writing as a subject matter expert for industry handbooks.



NEW FOR 2020 FAMILY SAFETY MODE

TikTok Family Safety Mode allows parents to link their own TikTok account to their child's. It's a great way to oversee your child's digital wellbeing by giving you direct control over their safety settings and being able to remotely turn features on and off. This includes managing screen time, the ability to send and receive direct messages (and with whom) and the ability to restrict the appearance of content that might not be age appropriate.



SOURCES: www.tiktok.com