



The Parents' Guide to Google Classroom

What is Google Classroom?

Think of Google Classroom (GC) as your child's digital link to learning.

Teachers use GC to share assignments, homework, newsletters, and much more with students AND parents!



Getting Started



Your child was provided with a secure login and password that is unique to them.

Check with his/her teacher to obtain this private information OR ask them to add you as a parent via email!

Getting Started



1

Click on the Google
Chrome browser
icon.

Getting Started



2 Type www.google.com
into your web
address bar.

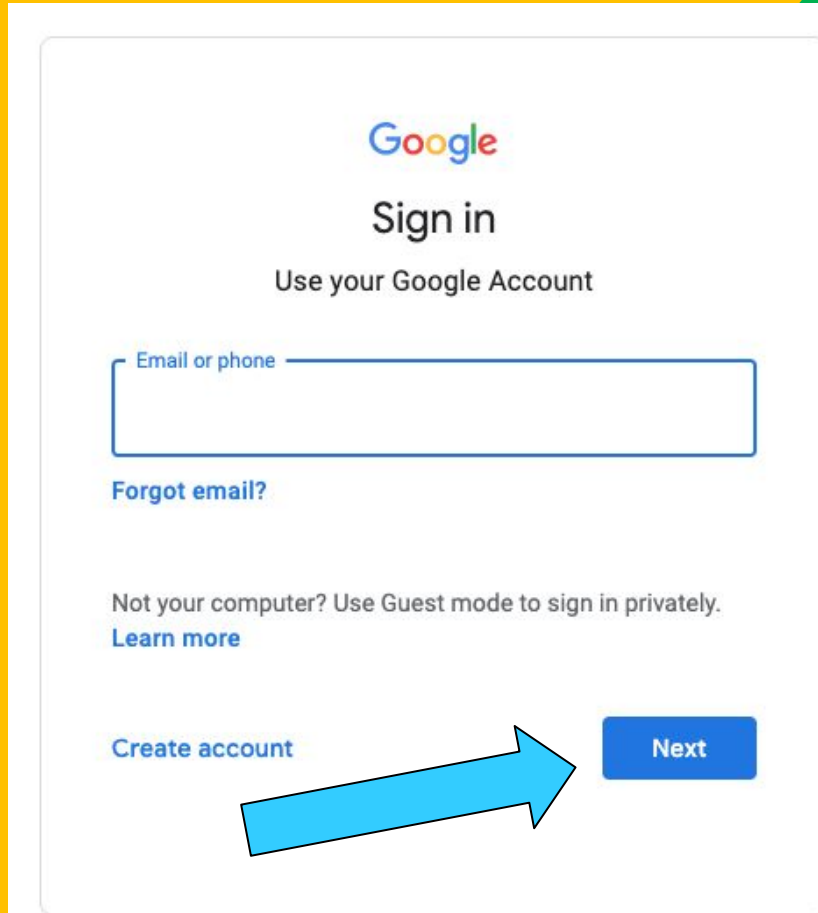
Getting Started



3

Click on **SIGN IN** in the upper right hand corner of the browser window.

Getting Started

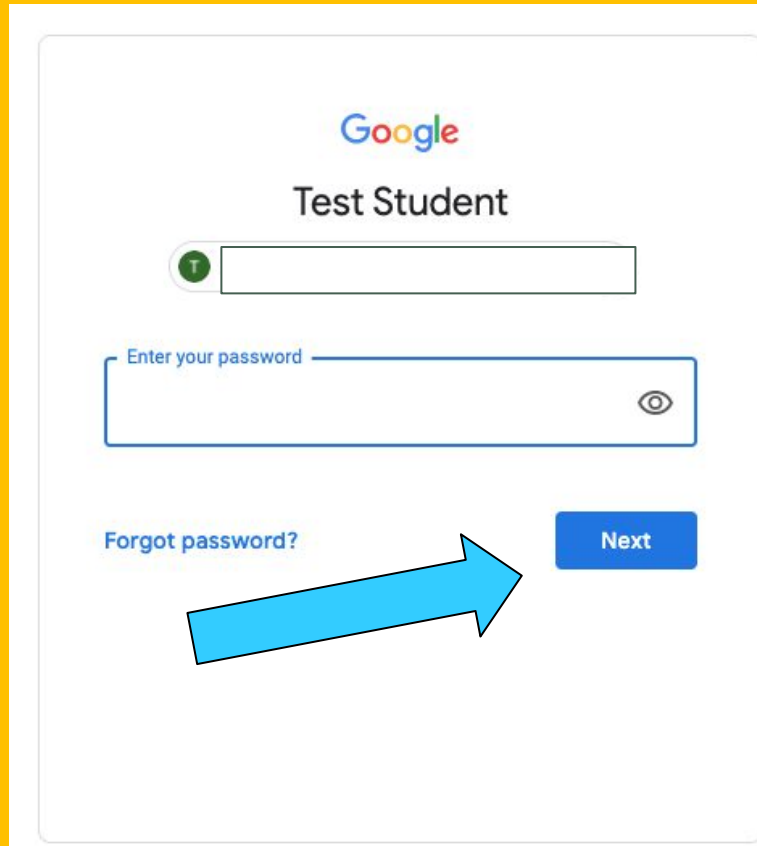


The image shows a screenshot of the Google Sign in interface. At the top is the Google logo, followed by the text "Sign in" and "Use your Google Account". Below this is a text input field labeled "Email or phone". Under the input field is a link that says "Forgot email?". Further down, there is a line of text: "Not your computer? Use Guest mode to sign in privately." followed by a link "Learn more". At the bottom left is a link "Create account", and at the bottom right is a blue button labeled "Next". A large blue arrow points from the "Create account" link towards the "Next" button.

4

Type in your child's
Google Email address
& click "**next.**"

Getting Started



Google

Test Student

T

Enter your password

[Forgot password?](#) [Next](#)

5


Type in your
PASSWORD
& click "next."

2G



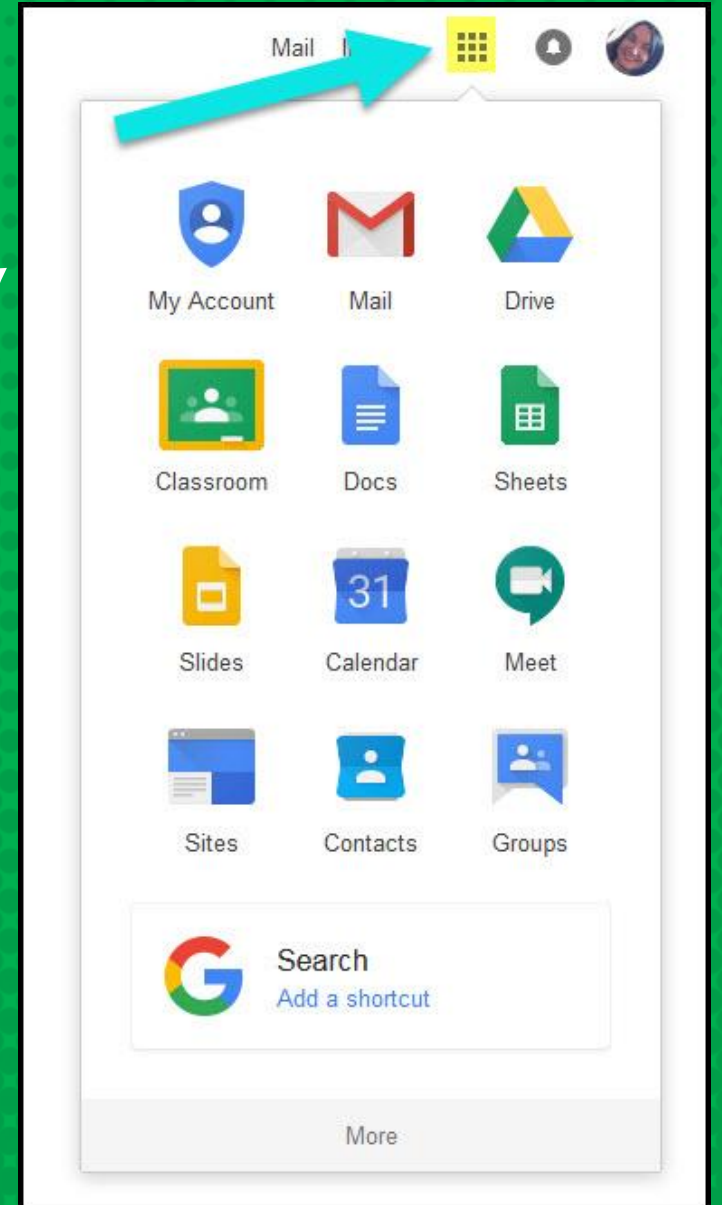
NOW YOU'LL SEE

that you are signed in to
your Google Classroom
account!



GOOGLE SUITE

Click on the 9 squares
(Waffle/Rubik's Cube) icon in the
top right hand corner to see
the Google Suite of Products!



GOOGLE ICONS TO RECOGNIZE:



CHROME



DOCS




DRIVE



SLIDES



SHEETS



FORMS



CALENDAR



GMAIL



PHOTOS



MAPS



KEEP



CLASSROOM



MEET



HANGOUTS



SITES



CONTACTS



CLOUD



CLOUD SEARCH



YOUTUBE




NEWS



VAULT



MY ACCOUNT

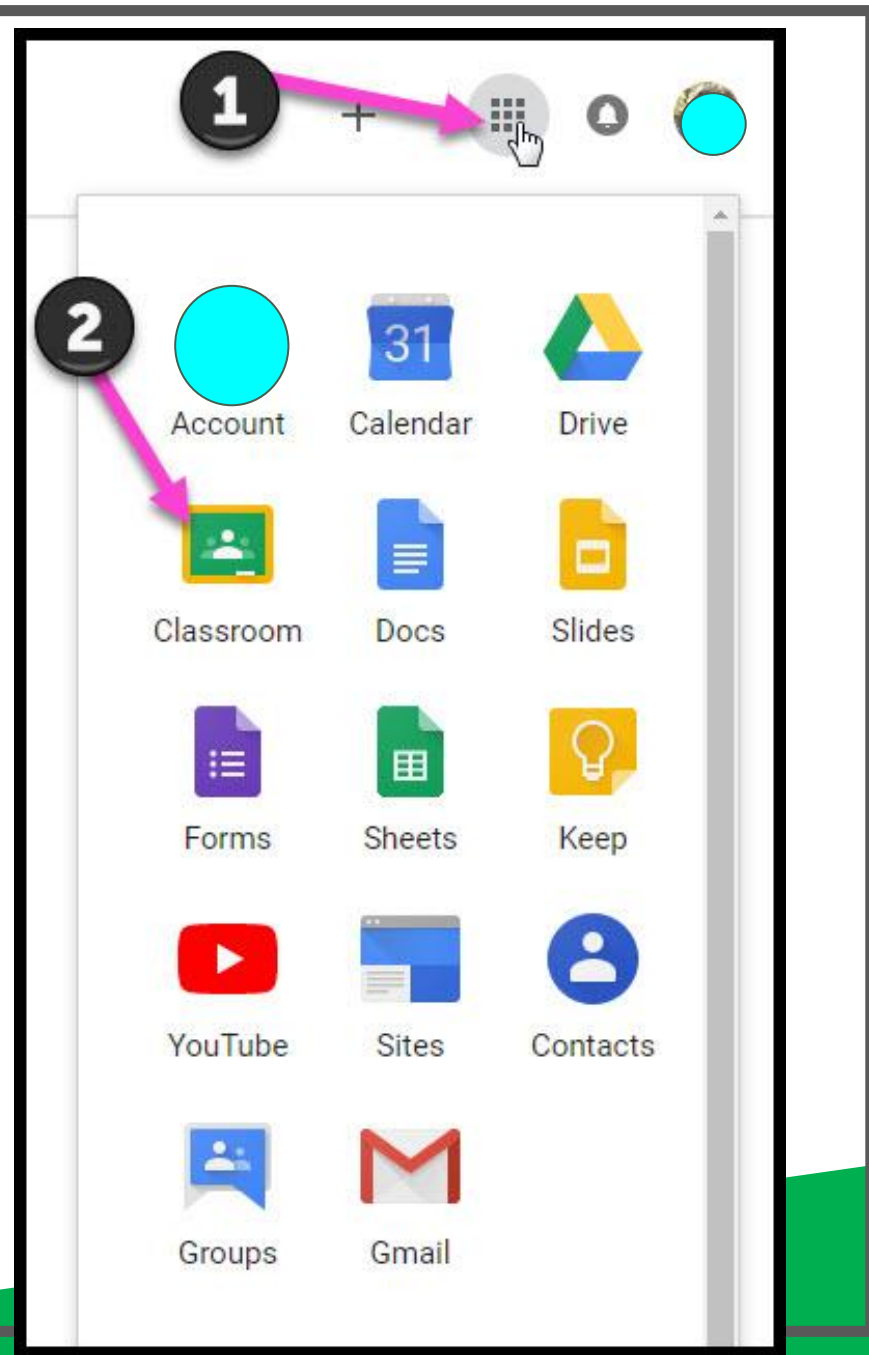


GROUPS

Navigating Classroom

1

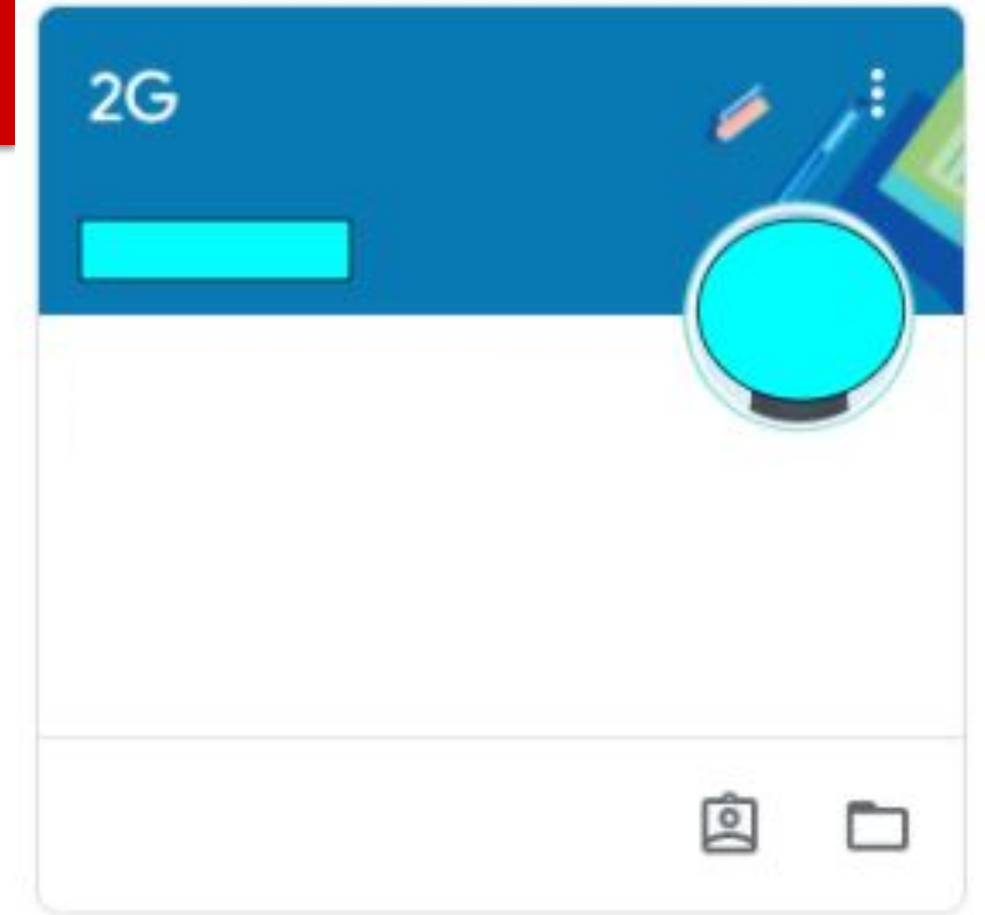
Click on the waffle button and then the Google Classroom icon.



Navigating Classroom

2

Click on the class you wish to view.

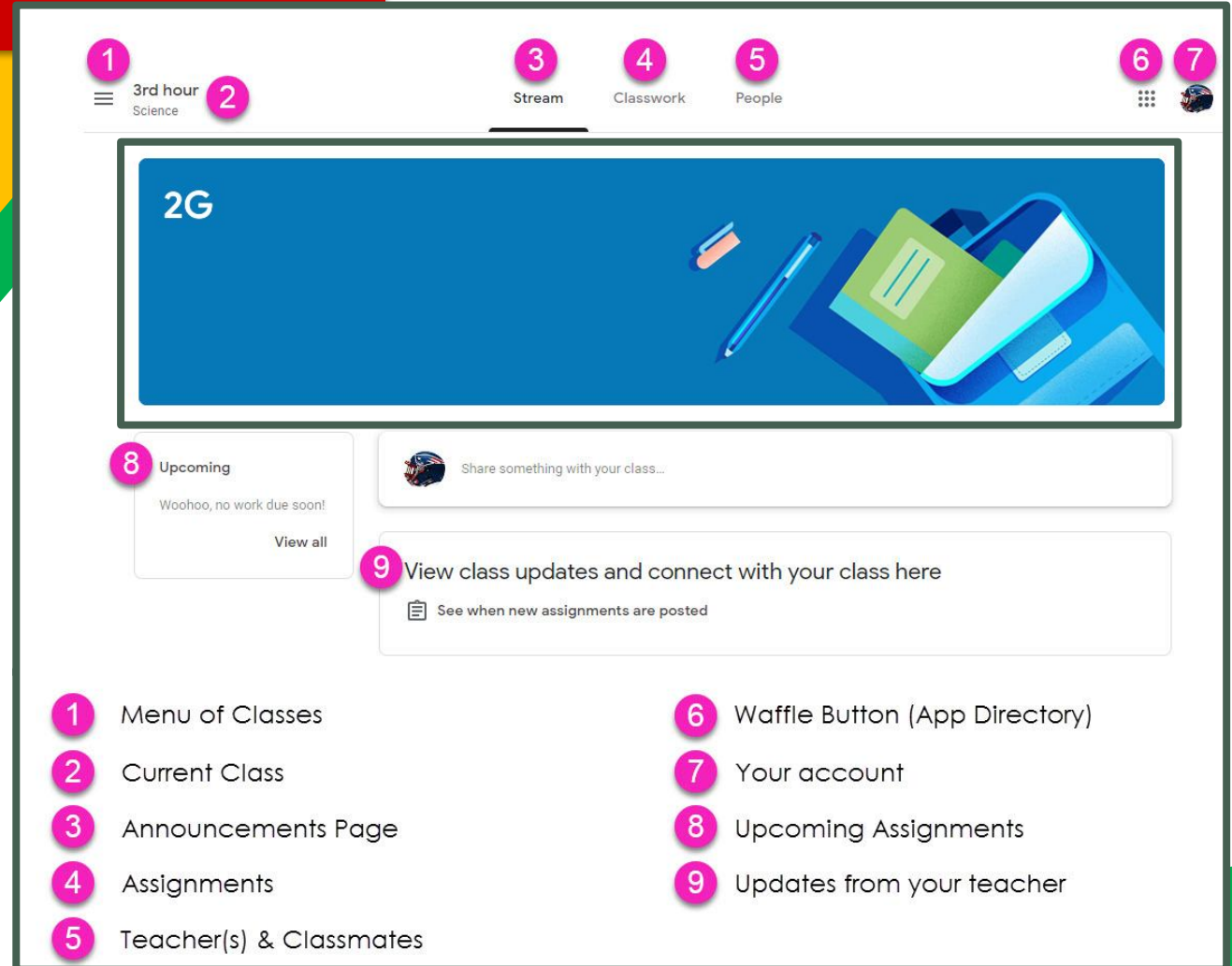


Navigating Classroom



3

Page tools
(Left side)



The screenshot shows the Classroom app interface. At the top, there's a navigation bar with a menu icon (1), the current class '3rd hour Science' (2), and tabs for 'Stream' (3), 'Classwork' (4), and 'People' (5). On the right of the navigation bar are a grid icon (6) and a profile picture (7). Below the navigation bar is a large blue header area with the class name '2G' and an illustration of school supplies. Underneath the header, there's a section for 'Upcoming' assignments (8) with a 'View all' link. To the right of this is a box for sharing updates with the class. Below the 'Upcoming' section is a box for viewing class updates and connecting with the class (9), which includes a toggle for 'See when new assignments are posted'.

- 1 Menu of Classes
- 2 Current Class
- 3 Announcements Page
- 4 Assignments
- 5 Teacher(s) & Classmates
- 6 Waffle Button (App Directory)
- 7 Your account
- 8 Upcoming Assignments
- 9 Updates from your teacher

Navigating Classroom

4

Assignment
details

The screenshot shows the Classroom interface with the following elements and callouts:

- 1** Classwork Tab
- 2** View your work
- 3** Google Calendar
- 4** Class Drive folder
- 5** All topics
- 6** Benchmark Tests
- 7** For the Week of September 2 - 6
- 8** Due Today
- 9** Assigned
- 10** Attached files/links
- 11** View Assignment

The interface displays the following content:

- Stream tab selected
- View your work button
- Google Calendar and Class Drive folder links
- All topics sidebar
- Benchmark Tests section with STAR Math Benchmark Test - BOY (Due Sep 3)
- Daily Lesson Files section with For the Week of September 2 - 6 (Due Today)
- Assignment details for For the Week of September 2 - 6:

Day	Topic	File Type
Monday	NO SCHOOL (Labor Day)	
Tuesday	Multistep Equations (Also STAR Math Benchmark)	
Wednesday	Variables on Both Sides	
Thursday	Infinite & No Solution Equations	
Friday	Algebraic Proportions	

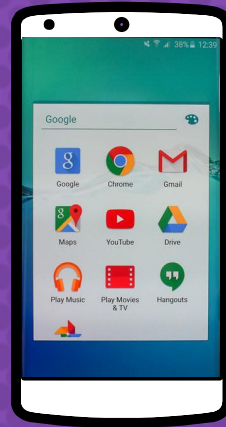
Attached files/links:

- Day 1 - Multistep Equatio... PDF
- Day 2 - Variables on Both... PDF
- Day 3 - Infinite & No Solu... PDF
- Day 4 - Algebraic Propor... PDF

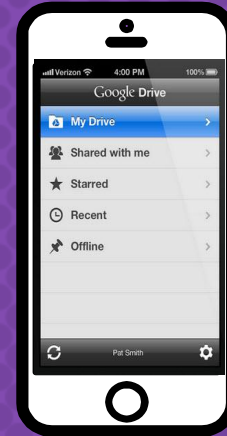
View Assignment button

ACCESS

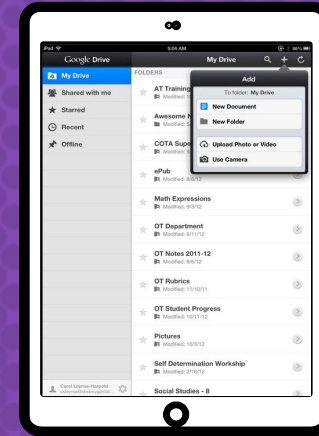
ANYWHERE



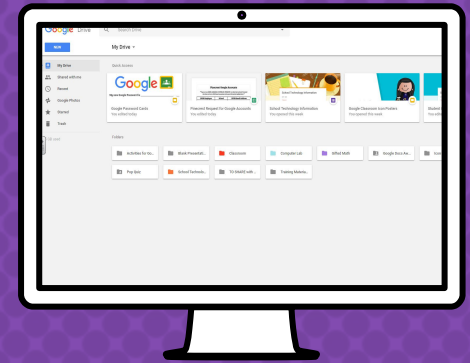
ANDROID



IPHONE



TABLET



DESKTOP



GOOGLE APPS

allow you to edit Google
assignments from
any device that is connected
to the internet!



Download on the
App Store



GET IT ON
Google Play