



Home Learning WEEK 9 – 15th June 2020

Age Range: Y5

[Click on the links to take you straight to the websites you need](#)

Remember to email any work you are proud of to homelearning@thornton.bham.sch.uk or post on Twitter @Thornton0wls

Weekly Maths Tasks (Aim to do 1 per day)

Focus of the week: Multiplication: Number sequences, factors and common factors.

- Log on to [Times Table Rock Stars](#) and try to move up the school leader board! Your login details are in your school planner.
- Log on to MyMaths and complete the work for each day. This week, children will be working on **number sequences, multiples, factors and common factors**.





- Use the IXL website to:
 - [Complete number sequences](#)
 - [Identify factors](#)
 - [Identify highest common factors](#)
- Ready for a [challenge](#)? Complete this Nrich problem which asks you to find abundant numbers. Good luck! The [solution](#) is here.
- Use your multiplication skills to complete the attached reasoning problems.

Weekly Reading Tasks (Aim to do 1 per day)

Focus of the week: Find and retrieve information

- Complete [this reading lesson](#), it will help you find and retrieve information. The lesson is based on Siobhan Dowd's book, *The London Eye Mystery*.
- Listen to Noma Dumezweni read the [second chapter](#) of Harry Potter and the Philosopher's Stone.
- Read a chapter of a book to an adult at home. Describe the personality of a character from the book you are reading. Use evidence from the text to justify your opinions.
- Listen to David Williams read a chapter from Gangsta Granny [here](#)




- Keep accessing Reading Plus! We recommend they complete 2 reading activities and 2 vocabulary activities, as a minimum, each week.

Weekly Spelling Tasks (Aim to do 1 per day)

Spelling focus: Year 5/6 spellings

- This week's spellings are from the list of spellings for Year 5/6 children. They are: **lightning, marvellous, mischievous, muscle, necessary, neighbour, nuisance, occupy, occur, opportunity, parliament, persuade**.

- Make up **memorable 'silly sentences'** containing the word.
- Play [Spelling Games](#) to help you master these ten spellings.



Spelling Tiles

FREE

Practice / Test

FREE

- Weekly spelling strategy:** make and practice with **FLASHCARDS**. Put the word on one side of the flashcard and the definition of the word on the other side.



Weekly Writing Tasks (Aim to do 1 per day)







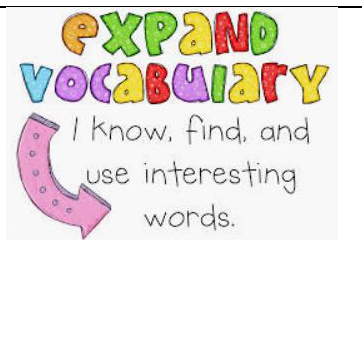

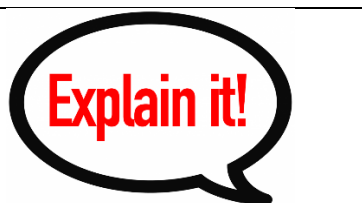
Writing focus: Descriptive narrative

- Look at the attached writing resources. Can you describe the setting in 100 words or less?
- You could use a <https://www.thesaurus.com/> to improve your description.
- Once you have completed your story, you need to check it makes sense. Here's how to [proofread and identify errors](#)
- Can you include some of this week's spellings in your writing?
- Please email or Tweet us your descriptive narrative!
- Looking for an extra challenge? Greater depth writing activities can be found on the [Talk 4 Writing](#) website.

Talk4Writing

Creative – choose different elements to complete throughout the week

Creative aims to provide opportunities for your child to gain a better understanding of the topic that they are studying. Learning may focus on the different areas of the curriculum and provides your child with the flexibility to lead their own learning. They are in control of the direction they wish to follow on their journey to make new and exciting discoveries.

C		It's time to improve last week's roller coaster! This is the tutorial which helped you make a roller coaster last week. You could include a funnel in your design. Why not add some stairs for all of your passengers to get onto the top of the ride?
R		A ride at Alton Towers was once assessed as too scary for children under 12. BBC news article Watch this video taken from the front see and see if you agree! Make sure your ride design isn't too scary.
E		Watch this tour to help you explore the Wizarding World of Harry Potter in Orlando. What do you notice? What makes this such a well-run theme park?
A		Draw a roller coaster using this tutorial . Bring your finished pieces into school for us to display! You may wish to sketch your own roller coaster instead.
T		Watch this interview with someone who designs and creates roller coasters! Can you include any of her ideas into your own design?
I		Play a game of Theme Park Tycoon where you will design and build your own theme park. <ul style="list-style-type: none"> • Buy items from the shop which will attract more visitors to your theme park. • Earn more money so you can afford the scariest roller coaster rides for your park.
V		Funnel, loop the loop, pendulum. These are all features you may wish to include in your roller coaster design. Find the meaning with the online dictionary . Create a drawing to show what your word means. 
E		Write a letter to Mrs Mazar, explaining why you would want your treat in Year 6 to be a visit to a theme park. Bring your letters to school and we will make sure she gets them.

[Classroom Secrets](#) – has home learning packs for each different year group. The packs include activities linked to reading, writing, maths and practical ideas you can do around the home.



[Oak National Academy](#) has lessons which help parents to support children with special educational needs. They cover a range of subjects including: communication and language therapy, numeracy, creative arts, independent living and therapies.



[Hamilton Trust learning packs](#) can form the basis of home learning or be used alongside other materials. They have excellent resources for English and Maths.



Sign up to [Twinkl](#) to access loads of free resources. Use the offer code UKTWINKLHELPS to gain free access whilst schools remain closed.



Follow Thornton Primary School on [Twitter](#) to see updates, messages from staff and daily and weekly challenges for pupils.

Look out on Twitter for:

What [Year 6](#) have been doing at school this week.

Mrs Quinn's [summer reading challenge](#)

A [shout out](#) from Ms Evans for two children in Year 5.

More of [Mrs Tahir's](#) hard work keeping the local parks litter free.