






Home Learning WEEK 1 – 20th April 2020




Y5

Click on the links whilst holding down the Ctrl key, they will take you to the website you need.

Weekly Maths Tasks (Aim to do 1 per day)	Weekly Reading Tasks (Aim to do 1 per day)
<ul style="list-style-type: none"> Logon to Times Table Rockstars, try and move up the school leader board! Your login details are in your school planner.  <ul style="list-style-type: none"> Get a piece of paper and ask your child to show everything you know about addition and subtraction. This could be pictures, diagrams, explanations, methods etc. They can be as creative as they want to be. Challenge yourself to complete one of these maths problems. Play on Hit the Button - focus on times tables, division facts and squared numbers. Daily arithmetic for different areas of maths. Your child should aim to work on level 4, 5 and 6 activities. There are new lessons each week with video tutorials and resources to help you support your child's learning White Rose Maths. MyMaths provides hundreds of lessons paired with self-marking homework tasks for practice and to assess understanding of the lesson content. Can you complete one a day? 	 <p>Ask your child to read a chapter from their home reading book or a book that they have borrowed from the library.</p> <ul style="list-style-type: none"> Following this, ask your child to summarise the events from the chapter. They could bullet point what happened, create a comic strip or present the information in their own creative way. Encourage your child to note down any unfamiliar words from the chapter they have read. Explore the meanings of these words by using a dictionary or by reading around the sentence. Your child can log on to Bug Club After this, direct your child to review the text and justify their opinion with examples from the text. Create an account with www.lovereading4kids.co.uk there are extracts from thousands of books. If you find one you like, write down its name and go and look for it in the library as soon as they reopen. Keep accessing Reading Plus site code is: rpthorn10. Read a book that matches their reading ability. You should aim for half an hour a day, three times a week 
Weekly Spelling Tasks (Aim to do 1 per day)	Weekly Writing Tasks (Aim to do 1 per day)
<ul style="list-style-type: none"> Encourage your child to practise the Year 5/ 6 Common Exception Words (see list). These words are in the school planners. Then ask your child to choose 5 Common Exception words. They can then write a synonym (a word with exactly the same or similar meaning), antonym (a word with the opposite meaning), the meaning and an example of how to use the word in a sentence. They could write these spellings in some silly sentences, bubble letters or picture words. Practise spellings Year 5/6 spelling words on Spelling Frame or ICT games Get your child to proofread their writing from the day. They can use a dictionary to check the spelling of any words that they found challenging. This will also enable them to check that the meaning of the word is suitable for the sentence. You can use this Online dictionary 	<ul style="list-style-type: none"> Your child can think about a member of their family who is a hero/heroine to them. They can then create an information report about their chosen hero/heroine. Why not encourage them to interview that person and include some direct quotes from the interview? <i>Children should only be allowed to watch TV for one hour a day.</i> Do you agree/disagree? Write a discussion about this statement. Ask your child to write a letter for a time capsule, explaining exactly what is happening and what lockdown life is like. Challenge yourself to complete one these tasks. Catch it! A group of meerkats lovingly tend to a beloved and unique fruit in the middle of the Savannah. Watch the short film here Catch it clip. Over two days, write a descriptive narrative from the perspective of the meerkat as they try to recover the fruit. Greater depth writing activities can be found on the Talk for Writing website

Six Steps to Success – choose an element to do throughout the week

Six Steps to Success aims to provide opportunities for your child to gain a better understanding of their new Topic that they will be studying. Learning may focus on the different areas of the curriculum and provides your child with the flexibility to lead their own learning. They are in control of the direction they wish to follow on their journey to make new and exciting discoveries. A copy of the six steps to success can also be found in your child's diary.

<div>  <div> The Creative Curriculum Year 5 </div> <div> 6 Steps to Success Theme: Allotments </div> </div>	
	<p>Next half-term we will be studying allotments. As part of your research, you could research what vegetables are normally grown in allotments.</p> <p>You could also research how many allotments are based in Ward End.</p>
	<p>This is your chance to get creative. Could you make a model of an allotment patch. What vegetables will you have growing? Don't forget your trusty scarecrow!</p> <p>Could you make a model of a popular vegetable? How about a carrot for example?</p>
	<p>Can you design an abstract picture of an allotment patch on a beautiful summer's day?</p> <p>What materials could you use to create this picture? Paint, felt tip, paper? Surprise us!</p>
	<p>Could you create a poem or a rap about an allotment patch? How could you describe preparing the soil, planting the seeds, the seeds growing into towering vegetables? Could you and some friends create a dramatic performance?</p>
	<p>Can you find any pieces of music about fruit and vegetables? Could you write a review about it?</p> <p>How about writing a future number one chart song about your allotment patch?</p>
	<p>This is your chance to be the designer of your own activity!</p> <p>Surprise us with something that we haven't thought about!</p>

Additional learning resources parents may wish to engage with

[Classroom Secrets Learning Packs](#) - These packs are split into different year groups and include activities linked to reading, writing, maths and practical ideas you can do around the home.

[Twinkl](#) - to access these resources click on the link and sign up using your own email address and creating your own password. Use the offer code UKTWINKLHELPS.

[Twitter](#) - Follow Thornton Primary School to see updates, messages from staff and daily and weekly challenges for pupils.

Thank you for your continued help and support.

Solutions to Maths Problems [Year 5 Maths Solutions](#)

Free celebrity classes for children in lockdown

9:00	PE WITH JOE WICKS YOUTUBE.COM/THEBODYCOACH
10:00	MUSIC WITH MYLEENE KLASS YOUTUBE/MYLEENESMUSICKLASS
11:00	SCIENCE WITH MADDIE MOATE YOUTUBE.COM/MADDIEMOATE
11:30	DANCE WITH OTI MABUSE YOUTUBE.COM/OTIMABUSEOFFICIAL
13:00	MATHS WITH CAROL VORDERMAN THEMATHSFACTOR.COM
14:00	HISTORY WITH DAN SNOW TV.HISTORYHIT.COM
15:00	ENGLISH WITH DAVID WALLIAMS WORLDOFDAVIDWALLIAMS.COM
17:30	FOOD TECH WITH JAMIE OLIVER CHANNEL4.COM/KEEPCOOKINGANDCARRYON

WWW.KIDADL.COM