



Home Learning WEEK 9 – 15th June 2020 Year 3

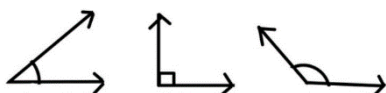
Click on the links whilst holding down the Ctrl key, they will take you to the website you need.

A [message](#) from the Year 3 teaching assistants.

A [message](#) from the Year 3 teachers.

Weekly Maths Tasks (Aim to do 1 per day)

- Work on [Times Table Rockstars](#)
- Worksheets on [MyMaths](#) – there will be 5 a week so you can aim to do 1 a day. This week's focus is **ANGLES**.
- Watch this [clip](#) on angles. What are the names of the angles that we have learnt in school? (clue below)




- Have a go at this [game](#) and see if you can label the correct angle with the name.


- Can you find objects around the house that have different angles?

Acute	Right angle	Obtuse

Weekly Reading Tasks (Aim to do 1 per day)



Watch the [videos](#) of Miss Brown reading a chapter a day of *Mother Knows Best*. Next it will be *Charlie and the Chocolate Factory*!



- On Storyline Online you can listen to lots and lots of books! Listen to [Carla's Sandwich](#).
- Before you listen to the story, predict what you think might happen in the story. How do you know? Use evidence from the book cover.
- Once you have listened to the story, think about these questions and discuss them with a family member:
 - In what ways are you different from your friends? Your family? Your classmates?
 - Carla's classmates make fun of her sandwich choices. Tell about a time when you or someone you know was being made fun. How did that experience make you feel?
- Draw a picture when you felt one of the emotions that Carla felt and show member of your family. Can they guess the emotion?



Weekly Spelling Tasks (Aim to do 1 per day)

- This week's spelling focus is words with the [/k/ sound spelt ch](#).

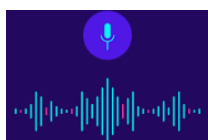
- Have a look at the words list. Can you think of any other words?

- To learn these spellings have a go at 'Spell on Tape':

- With support from an adult or elder sibling, spell the words into a tape recorder or using the voice recorder on a phone or computer.

- Play back the recording and check if you have spelt the word correctly.



scheme
chorus
chemist
echo
character
school
ache
chemistry
monarch



Weekly Writing Tasks (Aim to do 1 per day)

- Watch this song by [David Guetta - Titanium](#).

- Before you watch the entire video watch just 10 seconds of it – what kind of story do you think this will be?
- Discuss the boys character, how is he presented in the first scene, how does this change?



- Write in role of the boy – pretend you are him and write what happens to you, use his emotions through the story to gain an understanding of his feelings.

- Write a [newspaper report](#) of the events from the video, interview the teacher, parents and policemen.

Creative Homework – choose an element to do throughout the week

Creative homework aims to provide opportunities for your child to gain a better understanding of their new Topic that they will be studying. Learning may focus on the different areas of the curriculum and provides your child with the flexibility to lead their own learning. They are in control of the direction they wish to follow on their journey to make new and exciting discoveries... Summer 2 Topic – Scrumdiddlyumptious and Science is Health for Life

C		<p>Watch this clip from Warburtons on how to make a sandwich. What do you need to do before making a sandwich? What ingredients can you identify?</p> <p>Make your own sandwich using this checklist:</p> <ul style="list-style-type: none">- bread- spread- a filling- fruit and vegetables													
R		<p>Using this website, answer these questions to develop your understanding of what Fairtrade is. Remember you can include any other information too!</p> <ul style="list-style-type: none">- What is Fairtrade?- How many countries sell Fairtrade products?- When was it introduced?- How many countries produce Fairtrade products?													
E		<p>Using this information about the countries that have Fairtrade, create a table like the one below.</p> <table><tr><th>Country</th><th>Certified organisation</th><th>Certified farmers</th></tr><tr><td>Peru</td><td>112</td><td>56675</td></tr></table> <p>Once you have done that, can you compare the results?</p>	Country	Certified organisation	Certified farmers	Peru	112	56675							
Country	Certified organisation	Certified farmers													
Peru	112	56675													
A		<p>As you can see the Fairtrade logo seems a bit plain, so Fairtrade are thinking of changing their logo! They have asked the children in Year 3 at Thornton Primary School to design a new logo. How amazing is that?</p> <p>You can design it in any way you want but they want the name 'Fairtrade' to be on the design. Some things you may like to use are: crayons, paint, glitter, tissue paper and wool.</p>													
T		<p>Watch this clip on Fairtrade. Create an advert to convince people to buy Fairtrade products. Some things to consider:</p> <ul style="list-style-type: none">- how it will benefit workers- emotions- better pay- how it may be unfair													
I		<p>Research about the different foods from Italy, France and Chile. Pick two foods from each country, create a spider diagram for each food and write four points about each food.</p>													
V		<p>Write a short paragraph about Fairtrade using the words in the table below. Challenge: Can you include at least 8 keywords?</p> <table><tr><td>Fairtrade</td><td>seller</td><td>price</td><td>demand</td></tr><tr><td>trade</td><td>unfair</td><td>farmer</td><td>producer</td></tr><tr><td>farm</td><td>exchange</td><td>logo</td><td>moral</td></tr></table>	Fairtrade	seller	price	demand	trade	unfair	farmer	producer	farm	exchange	logo	moral	
Fairtrade	seller	price	demand												
trade	unfair	farmer	producer												
farm	exchange	logo	moral												
E		<p>If you did all of the above activities, you should now be able to explain what Fairtrade is and what they do.</p> <p>You can explain it through a newspaper report, diary entry (being a worker), create a PowerPoint or even a comic strip!</p>													

Additional learning resources parents may wish to engage with

Explore different instruments and vocals provided by [Services for Education](#)

Username: thorntonp

Password: RCaqTsxx

**Services
For Education**

The logo for BBC Bitesize, featuring the word "Bitesize" in white, bold, sans-serif font on an orange rectangular background.


Find a range of lessons that you can complete on [BBC Bitesize](#)

[Oak National Academy](#) has some fantastic PE lessons that you can enjoy in the lovely weather!

The logo for Storyline Online, featuring the text "Storyline Online" in a white, stylized, serif font on a dark red rectangular background.

[Storyline Online](#) Listen to and watch lots of different stories being read aloud by famous stars. A great way to access lots of different children's books from different genres.

A range of activities from [Cambridge Primary](#) that you can complete.



Look on our [twitter](#) page for lots of creative ideas, home learning strategies and challenges set by your teachers! Don't forget to share any great work or achievements!

Thank you for your continued help and support.