











Home Learning Week 9 – 15th June 2020

Y4

[Click on the links whilst holding down the Ctrl key, they will take you to the website you need.](#)

A little [message](#) from all the staff in Year 4.

Weekly Maths Tasks (Aim to do 1 per day)	Weekly Reading Tasks (Aim to do 1 per day)
<ul style="list-style-type: none"> Working on Times Table Rockstars will help you with your fluency of multiplication and division facts.  Log on to MyMaths and complete different activities set by your teachers each day. This week's focus is Shape.  <p>Watch these videos to learn some of the shape vocabulary:</p> <ul style="list-style-type: none"> Triangles Triangle song Parallel, Intersecting and Perpendicular lines <p>IXL have a range of activities to help us to explore measures. Try the links below:</p> <ul style="list-style-type: none"> Acute, Right and Obtuse angle Geometric shapes Symmetry Scalene, Isosceles and Equilateral triangles 	<p>Watch the video of "The Iron Man" and answer the questions below:</p>  <ol style="list-style-type: none"> Who is the Iron Man? What phrase is use to describe how tall the Iron Man is? What colour did his eyes turn and explain why? The author says, "His head was as big as a bedroom". Why do you think the author used this phrase? Describe how the Iron Man felt when he fell from the cliff. <ul style="list-style-type: none"> Log on to Reading Plus and read one book for 15 minutes a day. Site Code: rpthorn10  Make sure you read your home reading book or a book that you have borrowed from the library. After you have read a chapter you could: <ul style="list-style-type: none"> -Write a summary of the chapter. -Note down and discuss any new vocabulary you have found.
Weekly Spelling Tasks (Aim to do 1 per day)	Weekly Writing Tasks (Aim to do 1 per day)
<ul style="list-style-type: none"> Practise the Year 3/4 for Common Exception words. Practise your spelling on Spelling Frame. This week our focus is Spelling Rule 17 - Words ending with the /g/ sound spelt –gue and the /k/ sound spelt –que (French in origin) (e.g. rogue, unique... etc.) <p>Make sure you click on to Spelling Tiles the FREE game.</p> <p>Then click on the Practise / Test the FREE game.</p>   <ul style="list-style-type: none"> You could try writing your spellings that you are finding tricky in different colours- use a different colour for each letter. 	<ul style="list-style-type: none"> Watch the video Origins. Use your inference and deduction skills to answer the questions about the short film. Write your own version of the story Origins using dialogue, fronted adverbials, noun phrases to describe the settings and the characters feelings. Write an alternative ending for the story Origins. What will happen to your Robot? Will someone spot him? Design and label your own Robot. What materials could it be made from? How will it move? Can it speak? Then write a descriptive paragraph about it. Write a letter in first person from the robot to a long lost family member. The robot wants to tell his family about some of its exciting adventures.  

Creative Homework aims to provide opportunities for your child to gain a better understanding of their topic that they will be studying. Learning may focus on the different areas of the curriculum and provides your child with the flexibility to lead their own learning. They are in control of the direction they wish to follow on their journey to make new and exciting discoveries.

C		Create the digestion process at home. Using household items such as paper cups, orange juice and a pair of tights create the process of digestion in an engaging and practical way. How does the digestive process work?	
R		Listen to the video and write down key facts about the immune system . What is the immune system? What are the three levels of defence?	
E		Learn more about the digestive system. Can you create a rap about the digestive system? Could you make a music video that tells us about the process of the digestive system? You could share this video on our school twitter page (with parental permission).	
A		Explore the artwork of Banksy . Create a portrait of yourself in the style of street art .	
T		Explore the San Diego Zoo . Look at the live web cams and videos of the different wild animals. Play exciting games and complete the amazing activities!	
I		Research what the do's and don'ts are for healthy teeth . Use Microsoft Word to create poster on how to care for your teeth.	
V		Create your own glossary . The five food groups that makes up a healthy diet are carbohydrates, fats, protein, vegetables and dairy . Can you find out what they mean?	
E		Play the interactive digestion game . Write an explanation on how your body digest different food.	

Additional learning resources parents may wish to engage with

Become an exercise superhero. Role a dice and complete the associating exercises.



[BBC bitesize](#) have lots of videos and lessons for all areas of the curriculum.



[Education quizzes](#) is website that has lots of fun educational quizzes you can do across all subjects.



[Classroom Secrets Learning Packs](#) - These packs are split into different year groups and include activities linked to reading, writing, maths and practical ideas you can do around the home.

[Twinkl](#) - to access these resources click on the link and sign up using your own email address and creating your own password. Use the offer code UKTWINKLHELPS.



[Twitter](#) - Follow Thornton Primary School to see updates, messages from staff and daily and weekly challenges for pupils. Keep checking Twitter for weekly videos from the Year 4 team.

[Department for Education](#)- A list of websites that have been identified by some of the country's leading educational experts and offer a wide range of support and resources for pupils of all ages.

Thank you for your continued help and support.