













Home Learning Week 11 - 29th June 2020

Y4











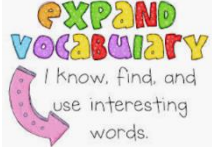


[Click on the links whilst holding down the Ctrl key.](#)

- [they will take you to the website you need.](#) Challenge your child to read something around the house that isn't a book. They can then complete their reading diary following this.

A little [message](#) from all the staff in Year 4.

Weekly Maths Tasks (Aim to do 1 per day)	Weekly Reading Tasks (Aim to do 1 per day)
<ul style="list-style-type: none"> Working on Times Table Rockstar's will help you with your fluency of multiplication and division facts.  Log on to MyMaths and complete different activities set by your teachers each day. This week's focus is Addition and Subtraction, formal written method (money and two step method).  <p>Watch these videos to remind you how to add and subtract money. Adding and subtracting money amount Less and greater than song How to round numbers How to round decimal numbers</p> <p>IXL have a range of activities to help us to explore measures. Try the links below:</p> <ul style="list-style-type: none"> • Complete the addition sentence • Money word problems • Inequalities with money • Add and subtract money amounts 	<ul style="list-style-type: none"> Watch the video "The legend of the Paintbrush" and answer the questions below:  1. Who is the main character in the story? 2. Where does the story take place? 3. What parts of the story describe the different settings? 4. The narrator says, "Little Gopher had a gift". Why do you think the author used this phrase? 5. Describe what Little Gopher did when he went back to his village? <ul style="list-style-type: none"> Log on to Reading Plus and read one book for 15 minutes a day. Site Code: rpthorn10  Challenge your child to read something around the house that isn't a book. They can then complete their reading diary following this. They could read; a newspaper, magazine, take out menu, comic book or cereal box. 
Weekly Spelling Tasks (Aim to do 1 per day)	Weekly Writing Tasks (Aim to do 1 per day)
<ul style="list-style-type: none"> Practise the Year 3/4 for Common Exception words. Use the Online dictionary to find the meaning of these words. Use the word in a sentence. Proofread your writing from today. You can use a dictionary to check the spelling of any words that they found challenging. This will also enable you to check that the meaning of the word is suitable for the sentence. You can use this Online dictionary. Practise your spelling on Spelling Frame. This week our focus is Spelling Rule 21 – Homophones and near Homophones (1-4). You can follow the links to find the free game for this rule. This week's free game is "Super Spelling Bowling".  	<ul style="list-style-type: none"> Read the non-fiction text on the United Kingdom and the USA. Sort the information into the appropriate columns.   <ul style="list-style-type: none"> • Watch the video New York. Write a paragraph including a range of pronouns, generalisers and conjunctions. • Plan a non-chronological report. What are the language features you need to use? • Write a non-chronological report. What do you need to include in the report? What tense do you use? • Plan your dream holiday itinerary. What activities would you like to do? Where would you like to go?  

Creative Homework aims to provide opportunities for your child to gain a better understanding of their new Topic 'Road Trip USA' that they will be studying. Learning may focus on the different areas of the curriculum and provides your child with the flexibility to lead their own learning. They are in control of the direction they wish to follow on their journey to make new and exciting discoveries.

C		<p>Create a paper mache globe. Paint it blue and add the continents to learn about where the USA is in the world in comparison to the United Kingdom.</p> <p>Watch the seven continent song to remind you where they are located.</p>	
R		<p>Native American tribes wear headdresses. Research the significance of a native American headdress. What is the well-known symbol on a headdress? Which person in a native American tribe wears a headdress?</p>	
E		<p>Explore America's greatest landmarks. What are the names of the different landmarks? Where are they located? Why are they famous?</p>	
A		<p>Create your own Teepee. Teepees were the homes of the nomadic tribes (native Americans) of the Great Plains. Most often constructed of tanned buffalo skin, the Tipi is easily assembled and disassembled.</p>	
T		<p>Explore how to make a Totem Pole. Can you make one out of recycled materials? Native Americans who lived in the Pacific Northwest tribes made these amazing sculptures, as they were the only ones who lived near trees large enough to carve these poles.</p>	
I		<p>Play the online jigsaw game. Drag the US state or capital to the correct place on the map. Use the hyperlink to complete the activity.</p>	
V		<p>Can you remember the names of the different states in USA?</p> <p>Have a go at completing the online word search.</p>	
E		<p>Native Americans built different houses such as the Teepee, Pueblo and Longhouse. Read the information on the website and explain: Who built these houses? What materials were used?</p> <p>Finally, take the online quiz to test your knowledge.</p>	

Additional learning resources parents may wish to engage with

This week we are focusing on **computational thinking and concepts**.



Abstraction is the act of representing essential features without including the background details or explanations.

Talk to those around you to see the different ways you can apply abstraction in your everyday routine.

Use the [power of abstraction](#) to keep the zoo running smoothly. **Remember to use a nickname when you are playing the game.**

Variable is something you can change or adapted.

Jump on board the [Asteroid Blaster](#) space ship and learn all about variables. **Remember to use a nickname when you are playing the game.**



Algorithms

Algorithms are a precise sequence of instructions or set of rules for completing a task.

Activity: Write the instructions (an algorithm) for something you have done today. Would a robot version of yourself be able to follow this? Is your algorithm precise enough? Test it.

[BBC bitesize](#) have lots of videos and lessons for all areas of the curriculum.



[Education quizzes](#) is website that has lots of fun educational quizzes you can do across all subjects.



[Classroom Secrets Learning Packs](#) - These packs are split into different year groups and include activities linked to reading, writing, maths and practical ideas you can do around the home.

[Twinkl](#) - to access these resources click on the link and sign up using your own email address and creating your own password. Use the offer code UKTWINKLHELPS.

[Twitter](#) - Follow Thornton Primary School to see updates, messages from staff and daily and weekly challenges for pupils. Keep checking Twitter for weekly videos from the Year 4 team.



[Department for Education](#) - A list of websites that have been identified by some of the country's leading educational experts and offer a wide range of support and resources for pupils of all ages.

Thank you for your continued help and support.

