



## Home Learning WEEK 4 – 11<sup>th</sup> May 2020

**Age Range: Y5**

[Click on the links to take you straight to the websites you need](#)

A [message](#) from the Y5 staff to all of you.

Remember to email any work you are proud of to [homelearning@thornton.bham.sch.uk](mailto:homelearning@thornton.bham.sch.uk) or post on Twitter @Thornton0wls

### Weekly Maths Tasks (Aim to do 1 per day)

#### Focus of the week: Statistics

- Log on to [Times Table Rock Stars](#) and try to move up the school leader board! Your login details are in your school planner.



- Here is some support from the King Edwards schools on statistics. [King Edwards](#) Attempt some of the questions on the page.
- Use the IXL website to:
  - [Interpret line graphs](#)
  - [Create line graphs](#)
  - [Interpret bar graphs](#)
  - [Create bar graphs](#)

- Log on to MyMaths and complete the day's homework. This week, children will be working on **statistics and handling data**.




### Weekly Reading Tasks (Aim to do 1 per day)

#### Focus of the week: Inference

- Work through the comprehension questions (on the sheet below) about the Paper Bag Prince.



- Read a chapter from your home reading book or a book that they have borrowed from the library.
- Listen to David Williams read chapters of his book [Fing](#) every day at 11am.



- Log onto [BBC Bitesize](#) to read more about dealing with rubbish and its effect on the environment.
- Keep accessing Reading Plus! We recommend they complete 2 reading activities and 2 vocabulary activities, as a minimum, each week.



### Weekly Spelling Tasks (Aim to do 1 per day)

#### Spelling focus: Comparative and superlative words

- Comparative adjectives normally add the suffix 'er'. Fast becomes faster. Sweet becomes sweeter. Here is a site to check the [rules on comparative spellings](#)
- Find and learn the comparative forms of the following: **great, bright, big, hot, meaty, glassy, chewy, shabby, good, far**
- Find the spelling rules that will help convert these spellings.
- Do the same with superlatives and the suffix 'est'.
- Practice more of the Year 5/ 6 Common Exception Words (see list). These words are in your school planner and can be found on the right-hand side of this webpage also.





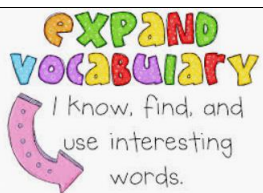
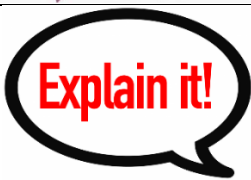
### Weekly Writing Tasks (Aim to do 1 per day)

#### Writing focus: Persuasion

- [Write instructions](#) on how to make a meal you really like. It can be one you have created yourself.
- To write persuasively, it is good to [use comparative & superlative adjectives](#). Watch the video below to learn about them. Write some sentences about your chosen food, using comparatives and superlatives.
- Write an advert to persuade someone to buy your food. There are examples below. [Writing persuasive language](#) [Help with persuasive writing](#)
- Write a letter to a shop keeper trying to persuade them to stock your product. Don't forget to use modal verbs (should, could, might, must.)
- Write a simple script for an advert for sweets but be totally honest about what the sugar does. How would this be different to a normal advert?

## Creative – choose different elements to complete throughout the week

**Creative aims to provide opportunities for your child to gain a better understanding of the topic that they are studying. Learning may focus on the different areas of the curriculum and provides your child with the flexibility to lead their own learning. They are in control of the direction they wish to follow on their journey to make new and exciting discoveries.**

C		In the last couple of weeks, you have been tasked with creating different recipes. This week, your task is to design the packaging for one of your products. You could store it in a bag or a box. Think about whether you will use packaging you have and cover it with your design, or if you will make your own. <a href="#">Watch these children design their own packaging to inspire you.</a>
R		The appealing images on packaging are made by graphic designers. Watch <a href="#">this link</a> to learn all about their work. What sort of person becomes a graphic designer? What do they need to consider?
E		Have a look at the <a href="#">Museum of brands</a> Find out about the dangers of packaging to the environment. After reading the article, select the type of material you would like to use for your packaging. Is it environmentally friendly?
A		Have a look at the packaging you have on your shelves at home. How have they used pictures, shapes, colours and words to make a logo? Are they simple or complicated? Design a brand logo to advertise the food product you have chosen.
T		In the link below, there are some well-known adverts from British television. Which do you think is the best? Why? What is it that make the advert the best? Think about music, characters and the words spoken. <a href="#">Adverts from UK TV</a>
I		Use PowerPoint to present your product. You could include images, videos or some animations. Present your PowerPoint to your family members!
V		Create your own glossary. Use the <a href="#">online dictionary</a> to find and write the definitions of the following words. The words will also need to be in alphabetic order. persuasion, bias, influence, promotion, argument, slogan, exaggerate, snappy, intriguing
E		Explain in your own words why we have to be careful when watching adverts. Think about why people advertise and whether we need everything people want to sell. What do you think 'pester power' is? How do online pop ups encourage people to spend money in free games?

### Science

Did you enjoy our bottle flip fair test?  
Then have a go at this week's science task.  
Show your parents what we did. Use a different independent variable this time such as the height of the flip or the number of rotations it makes in the air!

[The Oaks National Academy Online Learning Lessons](#) – This website has online lessons for Year 6. You can click on the subject that you want and join different lessons for each area. Each day the lessons change and there are a variety of opportunities to explore.



[BBC bitesize](#) have lots of videos and lessons for all areas of the curriculum. There are lots of [science experiments](#) you can do at home.



[Hamilton Trust learning packs](#) can form the basis of home learning or be used alongside other materials. They have excellent resources for English and Maths.



[Education quizzes](#) is website that has lots of fun educational quizzes you can do across all subjects.

[Classroom Secrets Learning Packs](#) - . These packs are split into different year groups and include activities linked to reading, writing, maths and practical ideas you can do around the home.



[Twinkl](#) - to access these resources click on the link and sign up using your own email address and creating your own password. Use the offer code UKTWINKLHELPS.



[Get Active with Living Streets](#) – Turn your daily walk into a fun scavenger hunt. Check out Living Streets for lots of ideas to spice up your daily exercise.



Follow Thornton Primary School on [Twitter](#) to see updates, messages from staff and daily and weekly challenges for pupils.

Look out on Twitter for:

- Mr Iqbal's [Maths challenges](#)
- Mrs H's weekly [French challenge](#)
- Our [daily dose](#) of science!
- Mrs Thompson's [Star Wars video!](#)



### [SEND Activities](#)

The Oak National Academy website provides access to a range of online lessons which help parents support children with special educational needs. They cover a range of subjects including: communication and language therapy, numeracy, creative arts, independent living and therapies. Visit this [link](#) to access their resources. A guide on how to use access the resources has also been linked [here](#).

Thank you for your continued help and support.