



Home Learning Week 3 – 4th May 2020

Y4

Click on the links whilst holding down the Ctrl key,
they will take you to the website you need.

A little message from all the staff in Year 4.

Weekly Maths Tasks (Aim to do 1 per day)


- Working on [Times Table Rockstars](#) will support your child with their fluency of multiplication and division facts.
- Log on to [MyMaths](#) and complete different activities set by your teachers each day. **This week's focus is statistics.**



- [IXL](#) have a range of games linked to statistics. Try the links below:
[Interpret bar graphs](#)
[Interpret pictograms](#)
[Interpret line plots](#)
[Create bar charts for continuous data](#)

Weekly Reading Tasks (Aim to do 1 per day)

- Our new class novel is the '**Demon Dentist**' written by David Walliams. Listen to [part 2](#) of the story. **Can you summarise the story in your own words?**
- Log on to [Reading Plus](#) and read one book for 15 minutes a day.
Site Code: rpthorn10
- Create a [comic strip](#). Choose your favourite book or make up your own story. You can create your own characters, settings and problem.



Weekly Spelling Tasks (Aim to do 1 per day)

- Practise the Year 3/4 for [Common Exception](#) words. You can put these words into sentences to help you remember them.
- Practise your spellings on [Spelling Frame](#).

This week our focus is [Spelling rule 14](#)
words ending in -tion, -sion, -ssion, -
cian.


Click on **Spelling Tiles** which is a free game for you to explore.

You can also click on the **Practise / Test** which is also a free game.















Weekly Writing Tasks (Aim to do 1 per day)

- Read the extracts from the text **Demon Dentist**. Record words or phrases that describe Alfie's appearance and personality.
- Write a character description about Alfie, using your notes from activity 1. Try to use a range of [noun phrases](#) and [fronted adverbials](#). Click on the BBC link for some support [Bitesize description support](#)
- Read the extracts from the text **Demon Dentist**. Create a table in your book and record words and phrases to describe Miss Root's appearance and personality. Compare Miss Root with Alfie and explain how they are different?
- Write a conversation between Miss Root and Alfie using inverted commas and all speech punctuation accurately. Click on the link for some support [BBC inverted commas support](#)
- Read the extracts again and then write a diary entry as Alfie based on a strange event that happens in the story.



Creative Homework – choose an element to do throughout the week

Creative Homework aims to provide opportunities for your child to gain a better understanding of their new Topic 'Burps, Bottoms and Bile' that they will be studying. Learning may focus on the different areas of the curriculum and provides your child with the flexibility to lead their own learning. They are in control of the direction they wish to follow on their journey to make new and exciting discoveries.

Our new topic is called Burps, Bottoms and Bile . It is all about the human body.		
C		<p>Draw or create a model of a set of adult teeth. Label the teeth such as, premolars, canines, incisors and molars.</p> <p>You could use recycled materials such as cereal boxes, bottle tops and cotton wool.</p> 
R		<p>Find out the impact a poor diet can have on your teeth using the NHS website.</p> <p>Could you produce an information leaflet to help others improve their diet?</p> 
E		<p>Learn how to keep your teeth clean and healthy. How many minutes should you brush your teeth for and how many times a day? Could you produce a home movie to show the correct way to brush? You could share this video on our school Twitter page (with parental permission)</p>
A		<p>Create your own healthy milkshake using as little sugar as possible. Then write out the recipe to share with other children in your class. Use this website to help you with healthy recipes. Is there an alternative sweet ingredient to use instead of using sugar?</p> 
T		<p>Tune in to Newsround to see how many children have unhealthy diets. How could the results from this survey help you make changes to your own diet? Could you pretend to be a reporter and design your own news broadcast?</p> 
I		<p>Type your diary entry you have written in English on a word document and add pictures to show the key events that took place.</p> 
V		<p>Explore what saliva is and how this helps to digest our food. Make sure you listen carefully and write down what these words mean: saliva, salivary glands, digest and enzyme. Could you create your own glossary for these words?</p>
E		<p>Watch the science experiment and explain:</p> <ul style="list-style-type: none"> • What does the eggshell represent? • What happens to the eggshell? • How might a certain drink affect your teeth? <p>You could design your own science experiment. What could you investigate?</p>

Additional learning resources parents may wish to engage with

[The Oaks National Academy Online Learning Lessons](#) – This website has daily online lessons for Year 4. You can click on the subject that you want and join different lessons for each area. Each day the lessons change and there are a variety of opportunities to explore.



[BBC bitesize](#) have lots of videos and lessons for all areas of the curriculum. There are lots of [science experiments](#) you can do at home.



[Education quizzes](#) is website that has lots of fun educational quizzes you can do across all subjects.

[Classroom Secrets Learning Packs](#) - . These packs are split into different year groups and include activities linked to reading, writing, maths and practical ideas you can do around the home.



[Twinkl](#) - to access these resources click on the link and sign up using your own email address and creating your own password. Use the offer code UKTWINKLHELPS.



[Get Active with Living Streets](#) – Turn your daily walk into a fun scavenger hunt. Check out Living Streets for lots of ideas to spice up your daily exercise.



[Twitter](#) - Follow Thornton Primary School to see updates, messages from staff and daily and weekly challenges for pupils. Keep checking Twitter for weekly videos from the Year 4 team.

Look on Twitter for:

- [Mrs Mac introduces us to her tortoises](#)
- [Natural Art with Mrs Mughal](#)
- [Paper hearts with Ms Haqnawaz](#)



Thank you for your continued help and support.