



The Thornton Times

Home Learning - Special Edition

www.thornton.bham.sch.uk

Friday 24th April 2020

Hello everyone,

Welcome to our first ever Home Learning Newsletter, an historic moment! On behalf of the School Governors and all the staff at Thornton Primary School, I want to say a huge thank you for all the lovely positive conversations we are having with our amazing children during these very strange times.

Everyone at Thornton is missing the children immensely and we cannot wait until the Thornton Family can be back together again soon. Wishing everyone peace and love x

Safeguarding

As part of our safeguarding and duty of care towards the children, you will all be aware that we are telephoning to speak with you and the children at least every two weeks. We will always telephone using the school number 0121 327 0824 as some staff are lucky to have an app downloaded onto their phones to make outgoing calls using this number! This call is really important to us, as we want to be able to reassure the children in these worrying times and try to answer any questions they may have, as well as signpost them to our home-learning or help out with forgotten login details! They are also a great opportunity to share what we've all been up to!



WatchKIN

To confirm, we are still unable to use BGfL 365, and so all Home Learning will be shared using the pages on the school website described below.

We urge all parent and carers to ensure that children only search the internet using [kiddle.co](https://www.kiddle.co) and watch videos, such as YouTube, using [watchkin.com](https://www.watchkin.com) to ensure their child is safe online.

Home Learning

We are pleased to share with you that Home Learning is now being provided on a special new page set up on the school website. Please visit this page **EVERY MONDAY** to see the activities shared to support your child with their learning at home: go to the 'Children' tab at the top of the page and then select '**Home Learning - Summer Term 2020**' to find the page for your child's year group.

On this Home Learning page you will find the weekly homework document that allows your child to select activities to do from Reading, Writing, Spelling and Maths, as well as creative curriculum activities linked to this half term's topic. As well as this, there are also links to good websites that can be used to explore other areas in a safe and age-appropriate way, and copies of helpful pages from the homework planners. In the Home Learning activities you will see some words in blue and underlined - if you click on these blue words you will be redirected to the linked website, so please do click on them!

There is also a special page in this area of the website called '**Our Home Learning Work**' which will display any work you email into us on behalf of your child. To do this, please use the new email address homelearning@thornton.bham.sch.uk and we will make sure that this work will be forwarded to your child's class teacher so that they see what the children have been busy doing! They will then select some pieces to add to this special page, so get creative! Some of our staff have also uploaded videos for the children to watch...

The school's [@Thornton0wls](https://twitter.com/Thornton0wls) (the 0 for owls is actually a zero!) has further activities and links to learning that your child will find fun and educational!

These two websites are also jam-packed with brilliant age-appropriate lessons that your child can access safely online:

<https://www.bbc.co.uk/bitesize/dailylessons>

<https://www.thenational.academy/online-classroom>



This is our lovely DSL Team who deal with safeguarding concerns



Thornton School
@Thornton0wls

Bitesize
Daily lessons

Follow us

Year 3 Activity

Making a Hair Twist

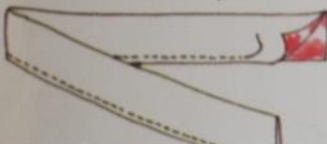
You need - Fabric, Elastic band, thread and a needle



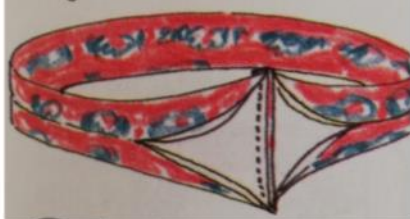
HAIR TWIST

70 x 9cm (27½ x 3½ in) fabric
16cm (6½ in) narrow elastic

1 Fold the fabric in half with right sides together and long edges matching. Join the long edges taking a 5mm (¼ in) seam and leaving 2.5cm (1 in) unsewn at each end. Turn through.



2 Join the short ends with right sides together to form a ring.



3 Thread elastic through the ring and stitch the ends together firmly. Turn in and stitch the raw edges at the opening.



PIC-COLLAGES

Don't forget to post photos of your hair twist on Twitter !



Year 4 Activity

Stone Painting

You will need - A stone or pebble, Marker pen or Paint

You need to look around outside for some stones. Clean them off and practice painting them, or decorating them with markers. They could be as simple as drawing a set of eyes on them or something more detailed and really artistic!



Don't forget to post photos of your stone paintings on Twitter !



Year 5 Activity

Old School Retro Cake Recipe

Ingredients need


250g self raising flour, 250g butter (room temperature),
250g sugar, 1 tea spoon baking powder
4 large eggs, 4 tbsp milk
and 1 table spoon vanilla essence (optional)

Icing:

250g icing sugar, 4tbsp water and Sprinkles

Method

1. Pre heat the oven to 180 degrees or gas mark 4 (160 degrees for fan oven).
2. Put all the cake ingredients into a bowl, starting with the eggs, and whisk until smooth. You can use a handheld electric whisk or stand mixer, if you have them.
3. Pour the mixture into a lined cake tin. Bake for around 35 minutes, until the cake is golden brown. Insert a skewer into the middle of the cake, if it comes out clean then cake is done, if not then it needs a little longer.
4. Leave cake to cool for 15 minutes inside the tin, then transfer it onto a wire rack to cool completely.
5. Prepare the icing. Use around 250g of icing sugar, add tablespoon of water at a time until it is a smooth paste.
6. Finally, pour the icing onto the cake and cover with sprinkles. Enjoy!



Don't forget to post photos of your old retro cake on Twitter !



PIC•COLLAGE

Year 6 Activity

Making a Snake

You will need:

A sock, Paper or Material, Hair bands. Glue or a Needle and Cotton and Scissors.

Then you need to

1. Stuff the sock with paper or material
2. Make the eyes and tongue from paper or material.
3. Tie the open end of your sock with an hair band or sew it with a needle and cotton (ask an adult for help).
4. Sew or glue the eyes and tongue onto the snake.
5. Be creative and add shapes and patterns of your choice you can glue or sew these on. Remember to use old clothes for the material.



Don't forget to post photos of your snake on Twitter !



Inclusion Team

Hope you are all keeping safe and enjoying the time at home with your loved ones.

Remember you can access a range of information, advice and support for SEND during this difficult time.

SEND Parent Link Contact Line 0121 303 8461 Monday-Friday 9am-5pm.

You can also find lots of resources on our school website under Inclusion>Information for Parents (Covid-19).



SEND Activity of the Week

Why not make your very own Snakes and Ladders game using some recycled bits and bobs at home? You can use an old cereal box for the board and lids as counters. Check out the pictures for some inspiration!



Don't forget to post photos of your snakes and ladders game!

Here are some useful website links for Food Banks

Register as 'Clinically extremely vulnerable' on the government website

Please find information on the link below on Coronavirus support for extremely vulnerable people (those sent a letter by the NHS to isolate for 12 weeks, or who feel they should be). Please share this with your staff and service users where possible, if they do not already have the information.

<https://www.gov.uk/coronavirus-extremely-vulnerable>

Salma Food Bank

Only taking referrals for elderly individuals or individuals with family. Make a referral <https://www.salma-foodbank.org/make-referral> or Call 07767 164 246 (They have informed that texting will be quicker than through the website). Deliveries to B1 to B12, B15 to B21, B64 to B71 and DY1 to DY5. They have advised if you are out of these post codes you can still access help but this will be via pick up not delivery.

Food Parcel Delivery (Active Wellbeing Society) - Register here

AWS are coordinating the community networks of food providers - Fill out a referral form.

<https://theaws.co.uk/relief>

[fbclid=IwAR3PxDhzmTwHr5irueKcUJWw_uOQ051G_nMjc15IM39IGSjSPeRsTVSKjc](https://theaws.co.uk/relief?fbclid=IwAR3PxDhzmTwHr5irueKcUJWw_uOQ051G_nMjc15IM39IGSjSPeRsTVSKjc) **(Reporting 1 – 2 days delivery time)**

Food Banks: Non-Trussell Trust (No red voucher required)

Food Bank 20 Green Lane, Birmingham B9 5DB Telephone: 0121 713 0080



Birmingham City Mission The Clock Tower 2 Langdon Street Birmingham B9 4BP	0121 766 6603 (option 2) Puts you through to Wes – if someone is really in need, Wes will see about putting a food parcel together and deliver. resources@birminghamcitymission.co.uk https://www.birminghamcitymission.org.uk/providing-for-those-in-need/	Mon – Fri 10am – 2pm to speak to Wes
---	---	---

The Admin Team

Please check the school website for more information regarding The DFE Free School Meal Vouchers entitlement. You can access this information on our school meals page.

The vouchers have been sent across to all the families over the Easter break.



During the school closure ParentPay will not charge any parents for school meals or after school club.



Updating Contact Details

Please ensure that if your contact details have changed recently that you email the school on enquiry@thornton.bham.sch.uk with your up to date contact numbers and email address

Lunchtime Supervisors



COVID 19 Research Project

We have been asked to share this with you: Impact of lockdown & A questionnaire

Nationally a research project has been established to help professionals to be clear on how COVID-19 is impacting on family life. This important survey is for primary parents/carers and, importantly, will inform how our systems need to adapt. If you have time, please could you follow this link and complete the questionnaire:

https://universityofsussex.eu.qualtrics.com/jfe/form/SV_2hhzn1SWm72Cctv

Headteacher: Mrs Sue Simmons Deputy Headteacher: Mrs Grace
Assistant Headteachers: , Miss Loach and Mrs Biddle Rawbone
Chair of Governors: Mr Amjid Ali Vice Chair: Mr Johur Uddin

Thornton Primary School
Ward End, Birmingham, B8 2LQ
0121 327 0824
enquiry@thornton.bham.sch.uk