


Guided Reading Activity 1



Billionaire Boy

Prediction Activity

Look at the cover of this book.

Write a short paragraph to explain what you think this story is about.

Who do you think the main character will be?

What type of character do you think he/she will be?

What will happen to them in the story?

You can use these sentence starters to help you if you want.

The boy on the cover looks _____.

I think the story will be about _____ because _____.

Looking at the front cover, I think the main character will be _____.

Based on the picture I think he _____.

Guided Reading Activity 2

Meet Joe Spud

Have you ever wondered what it would be like to have a million pounds?

Or a billion?

How about a trillion?

Or even a gazillion?

Meet Joe Spud.



Joe didn't *have* to imagine what it would be like to have loads and loads and loads of money. He was only twelve, but he was ridiculously, preposterously rich.

Joe had everything he could ever want.

- 100-inch plasma widescreen flat-screen high-definition TV in every room in the house ✓
- 500 pairs of Nike trainers ✓
- A grand-prix race track in the back garden ✓
- A robot dog from Japan ✓
- A golf buggy with the number plate 'SPUD 2' to drive around the grounds of his house ✓

Look at the list of things that Joe had. Using bullet points, create your own list of five things that you may have or want. Explain why you would want each of these things.

Here is an example:

- ✓ Crayola Paint Set
- ✓ Brand New Bike
- ✓ Motorised Scooter
- ✓ Playstation 5
- ✓ My own swimming pool

Look at the the word 'preposterously' highlighted in the text above.

Imagine if you were ridiculously, preposterously rich (really really really rich!!)

What would you do with the money?

Would you buy lots of things with it? If so, what would you buy?

Would you use the money to help others? If so, what would you do?

Write a paragraph describing what you would do if you were ridiculously, preposterously rich.

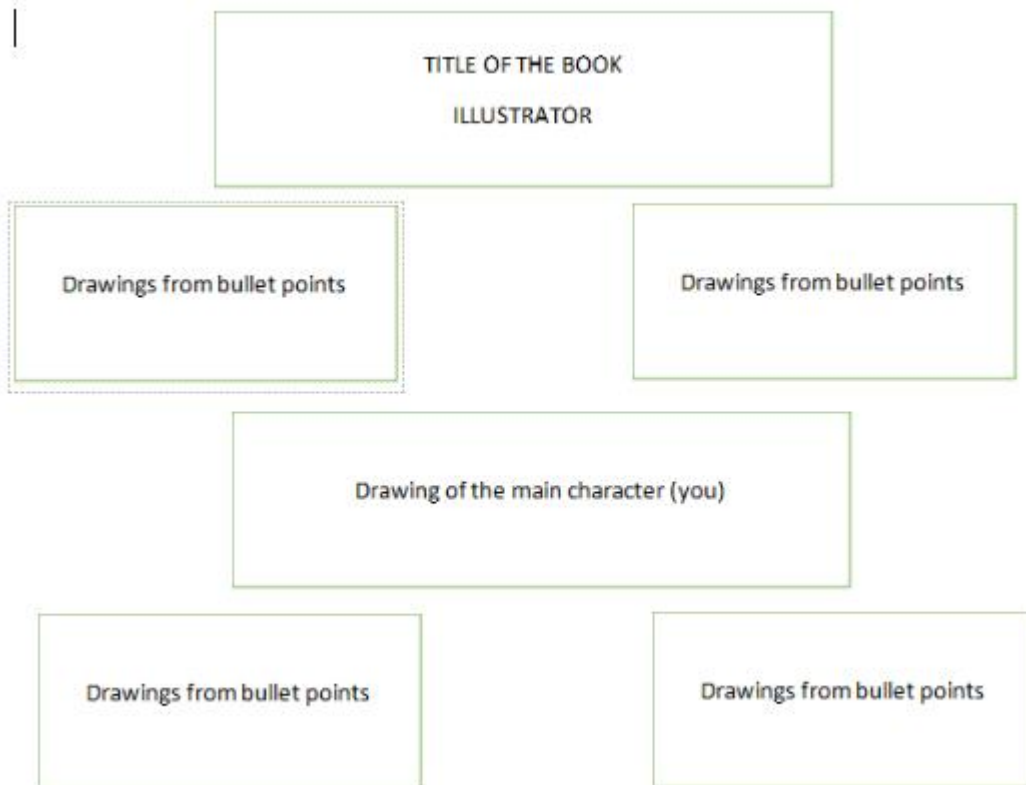
Guided Reading Activity 3

Look at your work from yesterday. Can you design a new book cover about yourself using the ideas from your list of bullet points?

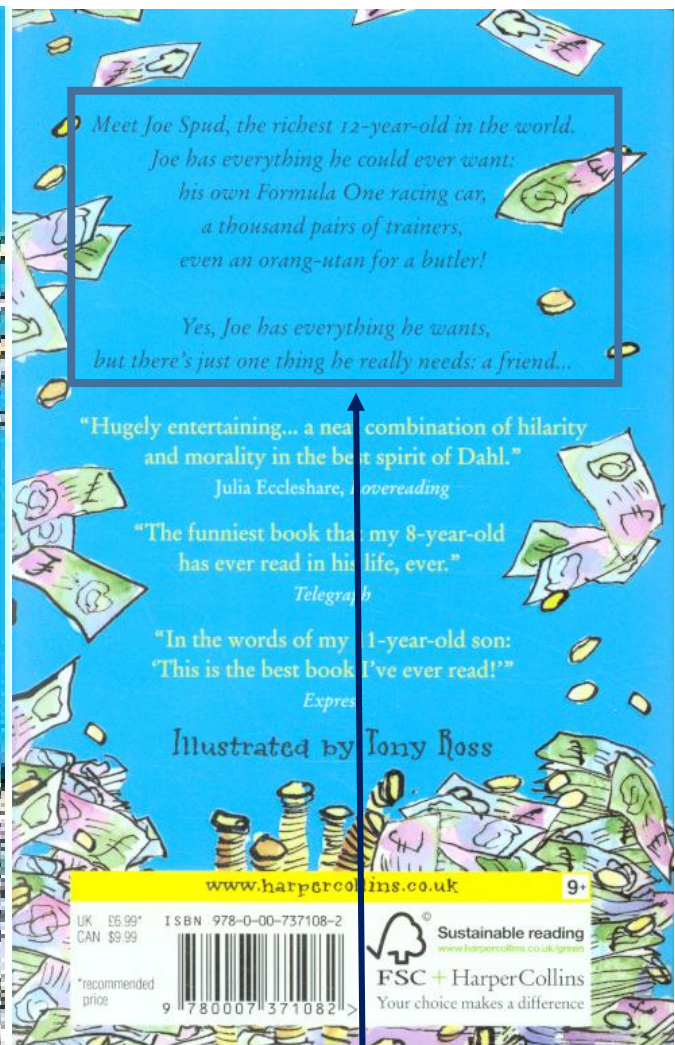

Remember to include:

-) A Title (This can be your name or anything you think is suitable)
-) Colourful Pictures
-) Name of Illustrator

Here is an example of how you might lay it out.



Guided Reading Activity 4



Look at your ideas from Activity 2. Using the list of things you would buy or do if you had lots of money, can you write your own blurb about yourself if you were the Billionaire Boy?

Remember to use the example of the original blurb to help you.

This is called a blurb and it is found on the back cover of a book. Its purpose is to give a short summary of the book so you can decide if you want to read it.

Meet _____, the _____ 7/8 year old in the world. _____ has everything he could ever want:

)
)
)
)


Yes, _____ has everything he wants, but there's just one thing he really needs: _____.

Guided Reading Activity 5

David Walliams

Billionaire Boy

Bumfresh Boy



"...I don't care about your money. I just liked hanging out with you..."

**Think about one of your friends. What makes them special?
Why do you like hanging out with them?**

Once you have written this paragraph, go to [David Walliams' free audio book](#) for the day.

Once you have listened to the audio book, please answer the following questions:

-) What was your favourite part of the story? Why?
-) Do you like David Walliams' books? Why?
-) Can you summarise the story?