






## Home Learning Week 2 – 27<sup>th</sup> April 2020

Y4

[Click on the links whilst holding down the Ctrl key, they will take you to the website you need.](#)

A little [message](#) from all the staff in Year 4.

Weekly Maths Tasks (Aim to do 1 per day)	Weekly Reading Tasks (Aim to do 1 per day)
<ul style="list-style-type: none"> <li>Working on <a href="#">Times Table Rockstars</a> will support your child with their fluency of multiplication and division facts.</li> <li>Log on to <a href="#">MyMaths</a> and complete different activities set by your teachers each day. This week's focus is <b>money problems</b>.</li> <li><a href="#">IXL</a> have a range of games linked to money problems. Try the links below:  <a href="#">Count coins and notes up to £5 note</a>  <a href="#">Do you have enough money?</a>  <a href="#">Order money from smallest to largest</a>  <a href="#">Add and subtract amounts of money</a>  <a href="#">Money word problems</a></li> </ul>	<ul style="list-style-type: none"> <li>Our new class novel is the '<b>Demon Dentist</b>' written by David Walliams. Visit <a href="#">his website</a> and chose an activity to complete.</li> <li>Log on to <a href="#">Reading Plus</a> and read one book for 15 minutes a day. <b>Site Code: rpthorn10</b></li> <li>Listen to your child read and let them discuss what they have read. Encourage them to read with expression and intonation.</li> </ul> 
Weekly Spelling Tasks (Aim to do 1 per day)	Weekly Writing Tasks (Aim to do 1 per day)
<ul style="list-style-type: none"> <li>Practise the Year 3/4 for <a href="#">Common Exception</a> words.</li> <li>Practise your spelling on Spelling Frame. This week our focus is <a href="#">Spelling Rule 13</a> – <b>Words ending in –tion, –sion, –ssion, –cian.</b></li> </ul> <p>Make sure you click on to <b>Spelling Tiles</b> the <b>FREE</b> game.</p> <p>Then click on the <b>Practise / Test</b> the <b>FREE</b> game.</p> <div style="display: flex; justify-content: space-around; align-items: center;"> <div data-bbox="327 1675 470 1736">  </div> <div data-bbox="582 1675 726 1736">  </div> </div>	<ul style="list-style-type: none"> <li>Read the description of Miss Root and correct any spelling or grammatical errors. Rewrite the paragraph using fronted adverbials.</li> <li>Look at the pictures of the mineshaft. Write down adjectives to describe each picture.</li> <li>Read the scanned pages of the <b>Demon Dentist</b> and write down words and phrases to describe the setting of the mineshaft.</li> <li>Read the setting description of the Demon Dentist's mineshaft. Then write your own setting description.</li> <li>Reread the scanned pages from Tuesday's lesson. Then write down six reasons against going into the mineshaft.</li> </ul>

## Creative Homework – choose an element to do throughout the week

**Creative Homework aims to provide opportunities for your child to gain a better understanding of their new Topic 'Burps, Bottoms and Bile' that they will be studying. Learning may focus on the different areas of the curriculum and provides your child with the flexibility to lead their own learning. They are in control of the direction they wish to follow on their journey to make new and exciting discoveries.**

Our new topic is called <b>Burps, Bottoms and Bile</b> . It is all about the human body.		
C		Make a 3D model of the human digestive system. Label the main organs such as, <b>anus, liver, large intestine, mouth, teeth, stomach, small intestine, pancreas and oesophagus</b> .
R		Learn how to boost your immune system by eating healthy food. Make a poster or advert for a doctor's surgery to tell children why they should eat <a href="#">healthy food</a> .
E		Explore the <a href="#">Birmingham Museum and Art Gallery</a> and discover many wonderful pieces of art.
A		Create your own healthy snack and write out the recipe to share with other children in your class. Use this website to help you with <a href="#">healthy recipes</a> .
T		Stay fit and keep active at home by completing Joe Wick's P.E lessons every morning at 9am. You could even create your own P.E lesson to show everyone back at school. Maybe get someone to record you!
I		Create your own <b>PowerPoint</b> about the human digestive system.
V		Find the meaning of these words and their job role in the digestive system: <b>anus, liver, large intestine, mouth, teeth, stomach, small intestine, pancreas and oesophagus</b>
E		Watch the video about <a href="#">human teeth</a> and record the new facts you learn. You could make a poster to explain the different types of teeth humans have and explain what they are used for.

## Additional learning resources parents may wish to engage with

[BBC bitesize](#) have lots of videos and lessons for all areas of the curriculum.

There are lots of [science experiments](#) you can do at home.

[Education quizzes](#) is website that has lots of fun educational quizzes you can do across all subjects.

[Classroom Secrets Learning Packs](#) - These packs are split into different year groups and include activities linked to reading, writing, maths and practical ideas you can do around the home.

[Twinkl](#) - to access these resources click on the link and sign up using your own email address and creating your own password. Use the offer code UKTWINKLHELPS.

[Twitter](#) - Follow Thornton Primary School to see updates, messages from staff and daily and weekly challenges for pupils. Keep checking Twitter for weekly videos from the Year 4 team.

Look on Twitter for:

- [Natural Art with Mrs Mughal](#)
- [Paper hearts with Ms Haqnawaz](#)
- [Mrs Mughal has created some beautiful embroidery](#)
- [Make banana bread with Miss Hughes](#)
- [Meet Mr Jones' new rocky friend](#)

**Thank you for your continued help and support.**