






Home Learning Week 11 – 29th June 2020

Y6

A [message](#) from the Year 6 team



Remember to email any work to homelearning@thornton.bham.sch.uk or click here to [Tweet!](#)

Weekly Maths Tasks (Aim to do 1 per day)	Weekly Reading Tasks (Aim to do 1 per day)
<p>Focus of the week: Area and perimeter</p> <ul style="list-style-type: none"> On MyMaths you will find your child has been set 5 tasks this week on area and perimeter. Can you encourage them to complete one a day? There are video tutorials and lessons for your child to watch and follow before completing each activity. Encourage your child to work on their reasoning skills by completing the questions on area and perimeter (see sheet below). The questions get gradually harder so try and get them to challenge themselves! The answers have been provided so that your child can check their work. If you would like to practise drawing quadrilaterals and looking at their area/perimeter, try this site. You can further challenge yourself with this game. Click on the words if you need some more guidance: area, perimeter. Times Tables Rock Stars - this provides a carefully sequenced programme of daily timetables practice.  	<p>Reading focus of the week: Predictions</p> <ul style="list-style-type: none"> Read with your child, and ask them to predict what might have happened before the story, or what might happen next. The predictions should be based on facts that they have been given. Activity 1 – This week, we will be working through another Talk for Writing booklet (Doors). The booklet has a range of reading and writing activities and this will contribute towards this week's reading tasks. Activity 2 – Read through Chapter 2 (pages 18-30) of Harry Potter and the Philosopher's Stone, and have a go at these activities! One of the activities includes making a prediction on what will happen next. If you would like to listen to the chapter, you can if you create an account with this website. Alternatively, you can listen to it on Spotify, if you have an account. Your child can log on to Reading Plus and complete 2 reading activities and 2 vocabulary activities, as a minimum, each week.
Weekly Spelling Tasks (Aim to do 1 per day)	Weekly Writing Tasks (Aim to do 1 per day)
<p>Spelling focus: /i:/ sound spelt ei after c</p> <ul style="list-style-type: none"> Activity 1: Have a go at playing some of these games. Look at the words: deceive, conceive, receive, perceive, ceiling, conceit, receipt, deceit. Look up their meanings, and write some sentences. Activity 2: Once you have practised with the words above, and played some of the games, you can further practise and test yourself by clicking on the Practice/Test button on this website. <p>Strategies you could use: Remember, sometimes you have to learn spelling patterns. There are always exceptions to the rule however. For this particular one, just make sense of the sound i(eye), after the letter c. I was always taught: ' <i>i before e, except after c</i>'.</p>	<p>Writing genre for this week: Story writing</p> <ul style="list-style-type: none"> This week the writing genre is story writing. You can look at this link if you need support. Task – This week, we will be working through another Talk for Writing booklet (Doors). The booklet has a range of reading and writing activities and this will contribute towards this week's writing tasks. Writing Challenge – Delve further into the world of idioms by playing this game, and then complete this task. Your child can access grammar, punctuation and spelling activities on the sheet below. The answers have been provided, so that your child can check their own work. The grammar focus is determiners and for a challenge it is word groups/families. 

Creative homework– choose different elements to complete throughout the week

Creative homework aims to provide opportunities for your child to gain a better understanding of the new topic they are studying. Learning may focus on the different areas of the curriculum and provide your child with the

flexibility to lead their own learning. They are in control of the direction they wish to follow on their journey to make new and exciting discoveries.

C		Henri Rousseau was a French painter from the 19th Century who created many paintings inspired by jungles and rainforests, although he never actually visited one. Direct your child to explore facts about this famous painter and encourage them to create a jungle/rainforest piece of artwork in his style . They could draw, paint or create a collage, depending on the resources you have available at home.
E		The BBC programme Blue Planet 2 sparked an outcry about the health of our oceans and the huge threat caused by plastics, but lots of people around the world are working hard to help solve this problem. Direct your child to read about Madison Edwards , a 12 year old environmental activist. Encourage them to do their bit to help preserve our oceans by asking them to keep a ' plastic diary ' recording how much single-use plastic the family uses. Ask them to write down one thing that the family will do to use less plastic.

Remember to share your work on the school Twitter page!

[The Oaks National Academy Online Learning Lessons](#) – This website has online lessons for Year 6. You can click on the subject that you want and join different lessons for each area. Each day the lessons change and there are a variety of opportunities to explore.



[BBC bitesize](#) have lots of videos and lessons for all areas of the curriculum. There are lots of [science experiments](#) you can do at home.



[Education quizzes](#) is website that has lots of fun educational quizzes you can do across all subjects.

[Classroom Secrets Learning Packs](#) - . These packs are split into different year groups and include activities linked to reading, writing, maths and practical ideas you can do around the home.



[Twinkl](#) - to access these resources click on the link and sign up using your own email address and creating your own password. Use the offer code UKTWINKLHELPS.



[Get Active with Living Streets](#) – Turn your daily walk into a fun scavenger hunt. Check out Living Streets for lots of ideas to spice up your daily exercise.

Check out what the Year 6 Team are getting up to - Look on Twitter for:

[Read an example of a motivating poem written by one of our Year 6 children.](#)

[Complete Mr Iqbal's maths challenge](#)

[Take a look at the decorative mobiles Mrs B's class made](#)

[E06 recreated pictures of the solar system using chalk](#)

[Look at Mrs Hazelwood's creative art work using circular phloem of a tree](#)

[Take a look at the solar powered lights Mrs Mazar's has used in her garden](#)



[SEND Activities](#)

The Oak National Academy website provides access to a range of online lessons which help parents support children with special educational needs. They cover a range of subjects including: communication and language therapy, numeracy, creative arts, independent living and therapies. Visit this [link](#) to access their resources. A guide on how to use access the resources has also been linked [here](#).

Thank you for your continued help and support.

