



## Home Learning Week 10– 22<sup>nd</sup> June 2020

Y4

Click on the links whilst holding down the Ctrl key, they will take you to the website you need.

A little **message** from all the staff in Year 4.

### Weekly Maths Tasks (Aim to do 1 per day)

- Working on [Times Table Rockstars](#) will help you develop your fluency of multiplication and division facts.
- Log on to [MyMaths](#) and complete different activities with the focus on **position and direction**.
- Play a timed [show the coordinates game](#).
- Play [coordinates alien attack](#) on Maths frame.
- Use maths frame to test your [reasoning when describing coordinates](#).
- [IXL](#) have a range of activities for plotting coordinates, try these links:

Where is the post office?



post office  
train station  
bakery  
coffee shop

[Write the coordinates](#)  
[Count the distance](#)  
[Draw a polygon using given coordinates](#)



### Weekly Reading Tasks (Aim to do 1 per day)


- Explore a range of poems from the [Children's Poetry Archive](#). Practise reading them aloud with a family member or sibling. Try to recite as many as you can by heart.
- Compare the two poets. Watch the poem [The Car Trip](#) by Michael Rosen and [Midnight Feasting](#) by A.F Harold.
- How do the poets change their expressions for different characters within a poem?
- How does their tone change through each poem?
- Which poem do you prefer most?
- Write down a list of top tips for performing poetry.
- Log on to [Reading Plus](#) and read one book for 15 minutes a day.  
**Site Code: rpthorn10**



reading  plus


### Weekly Spelling Tasks (Aim to do 1 per day)

- Practise the Year 3/4 for [Common Exception](#) words.
- Practise your spelling on [Spelling Frame](#). This week our focus is Spelling Rule 20 - Possessive apostrophe with plural words
- Watch the [BBC bitesize clip on apostrophes](#).
- Sort the words into those that have an apostrophe S or just an apostrophe if the word already ends in a s. Try writing a sentence for each word before illustrating what the sentence is about.
- Practise spelling these words related to poetry: stanza, phrase, simile, repetition,



### Weekly Writing Tasks (Aim to do 1 per day)











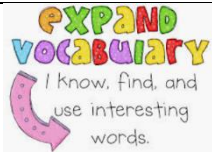



- Read and perform the Navajo poem [The War God's Horse Song](#). Perform it in front of an audience made of family member. Remember to think about the tone and expression of your voice as well as using actions.
- Write a [simile](#) poem using the Navajo poem as inspiration.
- Generate noun phrases using [natural landscapes of the USA](#), focus on your five senses.
- Follow Chief Dan George's structure to write your own poem. Pick the phrases you most enjoyed from activity four, cut each line up and rearrange them to form three different stanzas of your own.



## Creative Homework – choose an element to do throughout the week

**Creative Homework aims to provide opportunities for your child to gain a better understanding of their new Topic 'Road Trip USA' that they will be studying. Learning may focus on the different areas of the curriculum and provides your child with the flexibility to lead their own learning. They are in control of the direction they wish to follow on their journey to make new and exciting discoveries.**

Our new topic is called **Road Trip USA** and it sees us learning about America through time.

C		Create a <a href="#">weaving loom</a> at home with cardboard and threads. What colours and patterns will you try to weave?	
R		Research the artists <a href="#">Georgia O'Keeffe</a> , <a href="#">Andy Warhol</a> and <a href="#">Roy Lichtenstein</a> . What connects the artists? Which one is the odd one out and why? What do you find interesting about each artist? What colours do the artists use? Can you describe their artwork to someone else?	
E		Explore the <a href="#">Met Museum's interactive map</a> . Can you find out why the <a href="#">Tomb of Perneb</a> is important? Pick out a further 3 objects from the museum. Why you have chosen them? What you like about each piece? Write down facts about each piece, such as what it is made out of and when it was made.	
A		Create your own landscape painting using different tones like American Artist <a href="#">Georgia O'Keeffe</a> . Apply layers of watercolour to increase the tonal value of the colour. If you do not have watercolours use coffee to create a painting.	
T		Watch Art John's video <a href="#">on how to create a collage inspired by David Hockney's Big Splash painting</a> . David Hockney is a British artist who moved to America where he created eye-catching colourful paintings.	
I		Use Word to create a poster on your chosen artefacts from the Met Museum, include pictures and observational drawings of each artefact. Try cropping the images to share details within each piece.	
V		Look at the artwork <a href="#">Explosion</a> by Roy Lichtenstein. Discuss the words below with a family member. Then place the most relevant words in the centre and those that are not relevant around the outside. <b>tranquil    chaotic    muted</b> <b>vibrant    calm    striking    delicate</b> <b>angular    geometric    organic</b>	
E		Explain <a href="#">what is meant by Pop Art</a> . Who are the pop artists? When did Pop art start? What was it influenced by? How could you create a pop art piece?	

## Additional learning resources parents may wish to engage with

Why not get creative at home during this time? Here are some resources you may want to use:



The Ikon gallery has created [home activity packs](#) for KS1, KS2 and KS3 linked to their current exhibitions, which are unfortunately closed.

# IKON

[Explore, research and make through Tate kids](#). Learn about different famous artists, take quizzes and follow different creative activities.

## TATE KIDS

Follow interesting videos to create potato prints, silhouettes, scratch art and more on [MetKids](#).

## #metkids

Colour in, connect dots and solve mazes based on famous artworks from 2 international museums with [Google Arts and Culture](#).



There is still plenty of time to enter Birmingham Museum and Art gallery [Inspire 20 art competition](#). This year the competition is called, 'What I Can See'. It is designed to help us all think about things in our homes, gardens, skies, views, and even in our imaginations and thoughts. What might this mean to you? [Use the link to find out how to enter.](#)



[BBC bitesize](#) have lots of videos and lessons for all areas of the curriculum.



There are lots of [science experiments](#) you can do at home.

[Education quizzes](#) is website that has many fun educational quizzes you can do across all subjects.

[Classroom Secrets Learning Packs](#) - These packs are split into different year groups and include activities linked to reading, writing, maths and practical ideas you can do around the home.



[White rose Maths home learning](#) – The learning is split into different year groups and includes an instructional video and question and answer booklets.



[Twinkl](#) - to access these resources click on the link and sign up using your own email address and creating your own password. Use the offer code UKTWINKLHELPS.



[Twitter](#) - Follow Thornton Primary School to see updates, messages from staff and daily and weekly challenges for pupils. Keep checking Twitter for weekly videos from the Year 4 team.

## Thank you for your continued help and support.