

Reading and Writing activities

Activity 1 – Support sheet

How do we make predictions? Use this sheet to help you make predictions when you are reading your reading book.

Picture Perfect

Look at the illustrations, including those on the front cover. They may give away details about characters you are about to meet.

Travel Back in Time

What has happened in the text so far? Has a character or prop been mentioned and then seemingly forgotten about? They could reappear...

It's All about You

How would you react if you were in that situation? Has a similar thing happened to you in the past? What did you do?

The Clue's in the Name

What is the story called? Do you know why it is called that yet? If not, it might be a clue to what is coming next...

Blabbering Blurbs

Read the blurb on the back cover. Does it mention anything that hasn't happened yet in the book? Does it imply that something is about to happen?


Read Between the Lines


Sometimes, it isn't what is being said, it's what isn't being said that counts. Are the characters hinting at something? Have they done something that might lead to something else happening?


Copycats

Think about other stories you have read in the past. Could something similar happen in this one?

**Making Predictions
When Reading**







twinkl visit [twinkl.com](https://www.twinkl.com)

Activity 2

KS2: Predict what might happen from details stated and implied

This can be as simple as asking the question, ‘What do you think is going to happen next?’ quickly followed with, ‘Why?’. However, we need to make explicit the additional skills needed to be able to do this. To be able to predict, you need to be able to read and understand what has happened, and is currently happening. You need to be able to retrieve and infer (‘details stated and implied’), combine this with your knowledge of the world (use your prior knowledge), weigh up probability, and make a sensible prediction of the next outcome.

Take a look at these pictures and answer the questions together.

FOREST	CROCODILE
	
<p>What’s on the other side of the door?</p> <p>What is the girl holding in her hand? Why?</p> <p>How did she get to the forest?</p> <p>Where is this?</p> <p>Who hung the lanterns in the trees?</p> <p>Where does the stream lead?</p> <p>Will the girl go back through the door or stay in the forest?</p> <p>Predict what will happen next.</p>	<p>Describe the scene. How does the picture make you feel?</p> <p>Do you think the boy knows what lurks beneath the surface?</p> <p>What do you think he can see/hear?</p> <p>What is the crocodile’s character like?</p> <p>What will happen next? Continue the story.</p> <p>If you could jump into the picture, what would you do?</p> <p>Would you help the boy? How?</p>

Writing activity -Write a narrative

Picture prompt 1



What are the creatures on the boat doing?
Where did they come from?
Who is/was on the sinking boat?
What happened to that boat?
Is the storm moving towards the boats or away from them?
What is going to happen next?
Descriptive writing: setting description.
Consider the sights, sounds, smells and feelings for the characters in the scene.

Picture prompt 2



Who (or what) do the giant legs belong to? Stick this picture on a larger piece of paper and draw the rest of the scene.
What do you know about the creature? What can you infer?
Why is there a NASA logo on its briefcase? What is hanging out of the briefcase?
Where is it going? Why is it standing on the side of the road?
What is the man looking at? What is he thinking?
Why is it here? Is it on a mission?

Writing challenge – Write a news report based on one of the above pictures.

My TV News Report Script

Introduction:

(Your Name) _____

(Name of company) _____ News,

reporting live from _____.

What's the Story:

(Who, what, when, where, how, why?)

Interview:

I have with me now (who is it?) _____

Who is (what's their role/job?) _____

Question 1: _____

Question 2: _____

Question 3 _____

Thank you (name of guest) _____

Finish:

(Your feelings, what might happen next) _____

Sign off:

(Name, Company and location same as the introduction) _____

Back to you in the studio...

Click on this [link](#) and watch a short clip to help your child write a news report.

