



## Home Learning WEEK 11 – 29<sup>th</sup> June 2020

Age Range: Y5

[Click on the links to take you straight to the websites you need](#)

[A message](#) from the Y5 staff to all of you.

Remember to email any work you are proud of to [homelearning@thornton.bham.sch.uk](mailto:homelearning@thornton.bham.sch.uk) or post on Twitter @Thornton0wls

### Weekly Maths Tasks (Aim to do 1 per day)

#### Focus of the week: Place value – Money problems

- Log on to [Times Table Rock Stars](#) and try to move up the school leader board! Your login details are in your school planner.
- Log on to MyMaths and complete the work for each day. This week, children will be working on **Money Problems**.




- Use the IXL website to:
  - [compare amounts of money](#)
  - [round amounts of money](#)
  - [add and subtract amounts of money](#)
  - [calculating amounts of change](#)
- Ready for a [challenge](#)? This problem asks you to use a set of clues to find out how much money has been spent. Good luck! Here is the [solution](#)
- Use your knowledge of money to complete the attached reasoning problems.

### Weekly Reading Tasks (Aim to do 1 per day)

#### Focus of the week: Evaluating a text

- Complete [this reading lesson](#), it will help you find and retrieve information. The lesson is based on Siobhan Dowd's book, *The London Eye Mystery*.
- Listen to Eddie Redmayne read [chapter three](#) of Harry Potter and the Philosopher's Stone.



- Read a chapter of a book to an adult at home. Identify words which you don't know the meaning of. Read them in the sentence and discuss what the words might mean.
- Listen to this [free book](#) on audible. It will tell you all about the Coronavirus and will answer any questions you may have.
- Keep accessing Reading Plus! We recommend they complete 2 reading activities and 2 vocabulary activities, as a minimum, each week.

### Weekly Spelling Tasks (Aim to do 1 per day)

#### Spelling focus: Year 5/6 spellings

- This week's spellings are from the list of spellings for Year 5/6 children. They are: physical, prejudice, privilege, profession, programme, pronunciation, queue, recognise, recommend, relevant, restaurant.
- Making up **memorable 'silly sentences'** containing the word.

- You could write these spellings in some silly sentences, bubble letters or picture words.



- Ask someone to test you on your spellings.


- Play [Spelling Games](#) to help you master these ten spellings.



### Weekly Writing Tasks (Aim to do 1 per day)

#### Writing focus: Biography

- Discuss [the features of a biography](#) with an adult. Click on the link to visit BBC Bitesize to look at the features of a biography.
- Watch this [Horrible Histories](#) clip about Sir Isaac Newton. Get your pencil ready to write down more information to include in your biography.










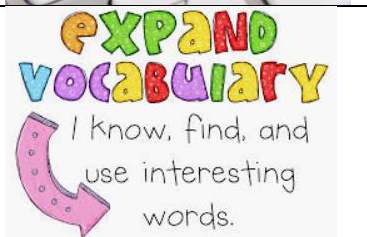




- Once you have completed your biography, you need to check it makes sense. Here's how to [proofread and identify errors](#).
- Can you include one of this week's spellings in your writing?
- Looking for an extra challenge? Greater depth writing activities can be found on the [Talk 4 Writing](#) website.

Talk4Writing

## Creative – choose different elements to complete throughout the week

Creative aims to provide opportunities for your child to gain a better understanding of the topic that they are studying. Learning may focus on the different areas of the curriculum and provides your child with the flexibility to lead their own learning. They are in control of the direction they wish to follow on their journey to make new and exciting discoveries.

C		Create a fair test which will test which of your shoes has the best grip. For example, you could see which is harder to push along a surface, or lift the surface and see which shoes slide down first. Try different methods to help you decide.	
R		Improve your knowledge of friction by visiting <a href="#">this page</a> , pay particular attention to the top 10 facts section!	
E		Explore the wardrobes in your house. Why are some shoes designed in different ways? What does this mean for the amount of friction you will benefit from when you are wearing them?	
A		Draw a diagram to explain your method for testing the grip of different shoes. Remember to use labels and scientific vocabulary like friction, force, object, push and pull.	
T		Watch <a href="#">this video</a> which will tell you all about friction. Note down any important ideas, you will need them for the 'explain it' section!	
I		Create a PowerPoint presentation about an important scientist. It could be about Sir Isaac Newton or any other famous scientist who you are interested in. You can use <a href="#">this page</a> to inspire you.	
V			Your new words are friction, force, object and gravity. Use <a href="#">online dictionary</a> to find a definition. Draw a picture which shows the meaning of your word.
E		Why are we more likely to slip over on ice? Use the words friction, force, object and gravity in your explanation. You could even make a video of your explanation!	

[Classroom Secrets](#) – has home learning packs for each different year group. The packs include activities linked to reading, writing, maths and practical ideas you can do around the home.



[Oak National Academy](#) has lessons which help parents to support children with special educational needs. They cover a range of subjects including: communication and language therapy, numeracy, creative arts, independent living and therapies.



[Hamilton Trust learning packs](#) can form the basis of home learning or be used alongside other materials. They have excellent resources for English and Maths.



Sign up to [Twinkl](#) to access loads of free resources. Use the offer code UKTWINKLHELPS to gain free access whilst schools remain closed.



Follow Thornton Primary School on [Twitter](#) to see updates, messages from staff and daily and weekly challenges for pupils.