

PSHE

LO: To differentiate between the terms, risk, danger and hazard.

Success criteria:

- ▶ I can explain the terms risk, danger and hazard.
- ▶ I can identify risks, dangers and hazards in different scenarios.
- ▶ I can explain how to reduce the risk.

Risk, danger and hazard



What do you think the terms risk, danger and hazard mean?

Discuss with your partner.

Definition:

Hazard - something that has the potential to cause harm to people, property and the environment.

Hazard

Something that poses
a threat to

- life
- health
- property
- the environment

Definition:

Risk - The chance or probability that the hazard will cause harm or damage to people, property and the environment.

The potential that a hazard will cause harm.











Watch this clip and think about when hazards and risks may occur in school or at home.

<https://watchkin.com/3e395b498c>



Task:

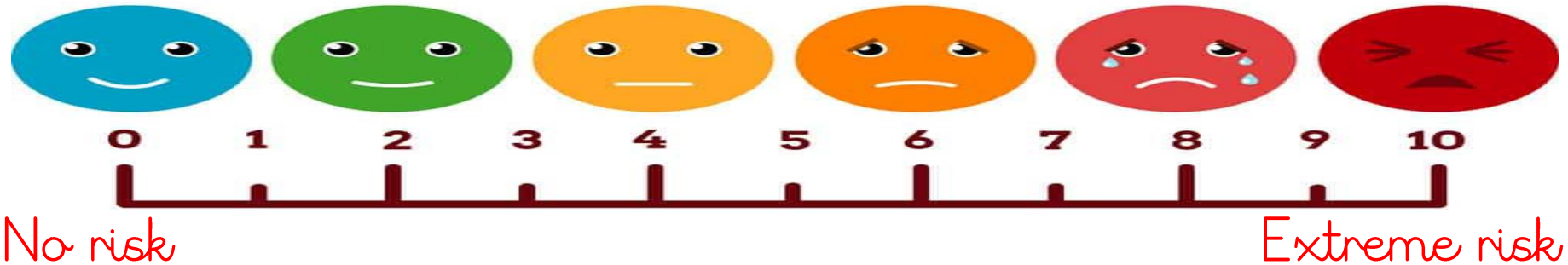
1. Look at the pictures.
2. Discuss and identify the hazards and risks with your partner.
3. Write down the hazard and risk. There might be more than one answer for each picture. Can you explain how you would reduce the risk?
4. Rate the risk from 0-10 on the number line. You can even colour in the face to show the risk.

 	<hr/> <hr/> <hr/> <hr/> <hr/> <hr/> <hr/> <hr/> <hr/> <hr/>
 	<hr/> <hr/> <hr/> <hr/> <hr/> <hr/> <hr/> <hr/> <hr/> <hr/>
 	<hr/> <hr/> <hr/> <hr/> <hr/> <hr/> <hr/> <hr/> <hr/> <hr/>
 	<hr/> <hr/> <hr/> <hr/> <hr/> <hr/> <hr/> <hr/> <hr/> <hr/>

Identify the hazard in the picture and evaluate the risk.



Can you rate the risk from 0 - 10?



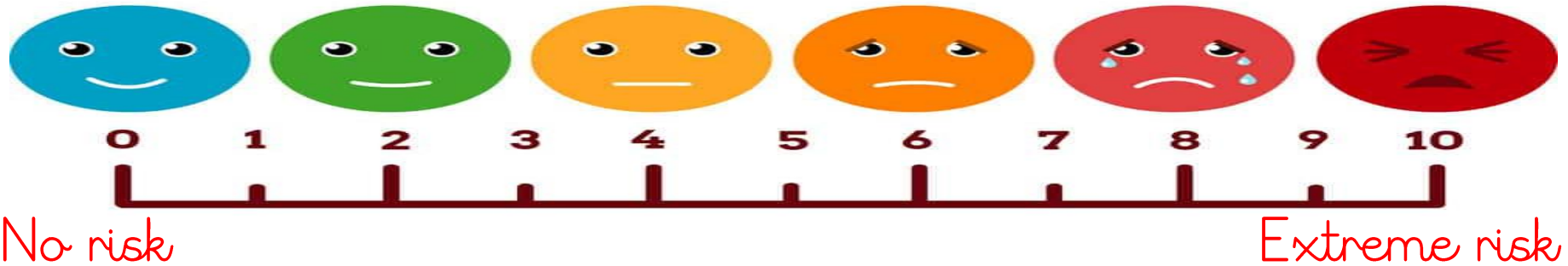
Hazard: hot pan

Risk: The little girl could get burnt.

Identify the hazard in the picture and evaluate the risk.



Can you rate the risk from 0 - 10?



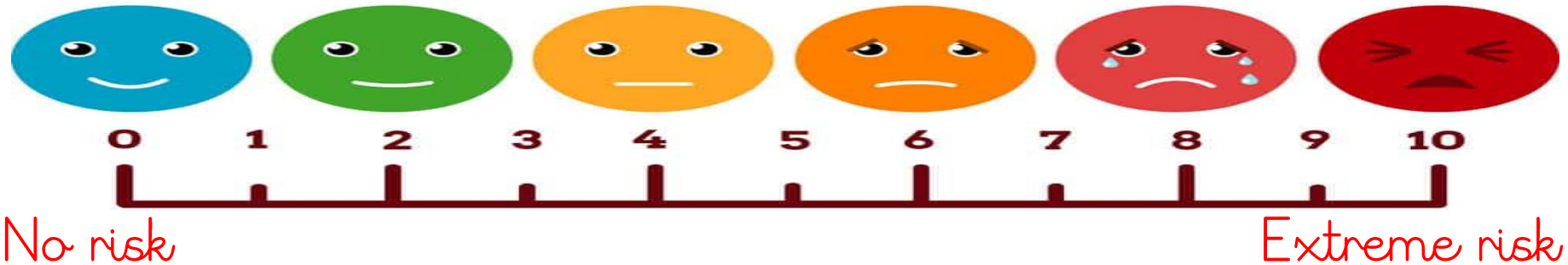
Hazard: running

Risk: They could trip over and hurt themselves.

Identify the hazard in the picture and evaluate the risk.



Can you rate the risk from 0 - 10?



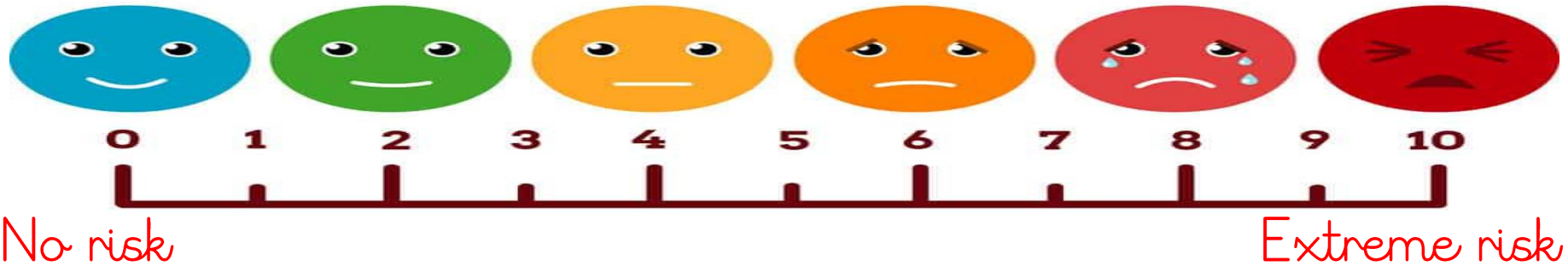
Hazard: knife

Risk: He could cut his fingers.

Identify the hazard in the picture and evaluate the risk.



Can you rate the risk from 0 - 10?



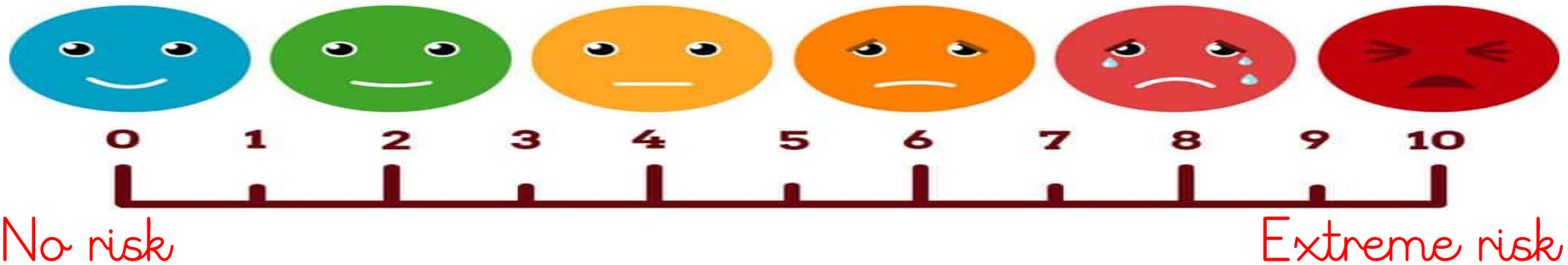
Hazard: icy stairs

Risk: The people could slip over and fall down the stairs.

Identify the hazard in the picture and evaluate the risk.



Can you rate the risk from 0 - 10?



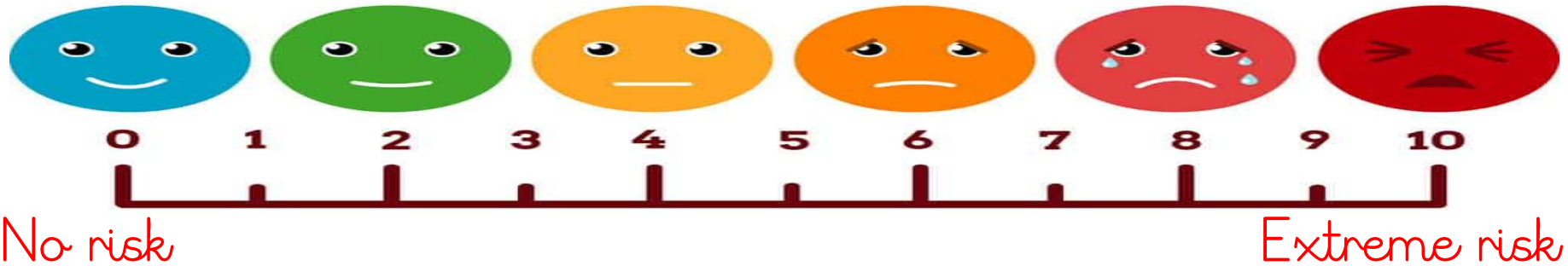
Hazard: scissors

Risk: She could cut herself, or run into someone else.

Identify the hazard in the picture and evaluate the risk.



Can you rate the risk from 0 - 10?



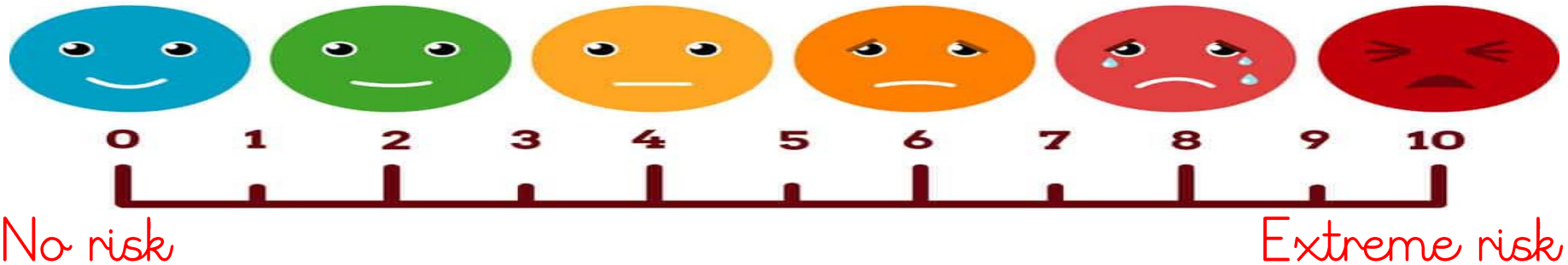
Hazard: water

Risk: They could slip into the lake. Maybe they can't swim.

Identify the hazard in the picture and evaluate the risk.



Can you rate the risk from 0 - 10?



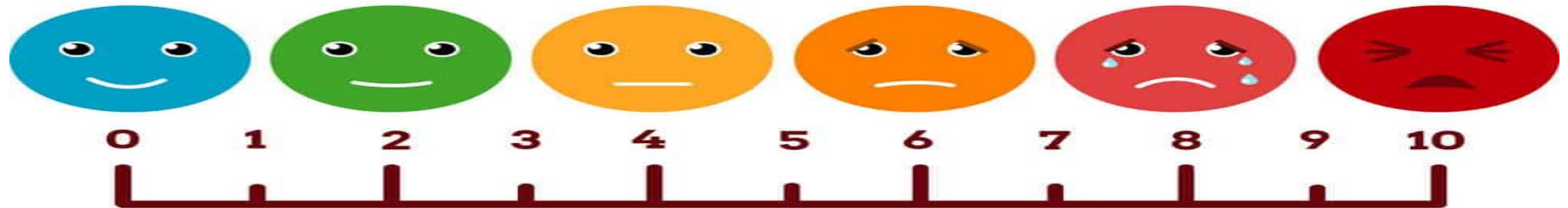
Hazard: riding in the road

Risk: A car could hit him and he isn't wearing a helmet.

Identify the hazard in the picture and evaluate the risk.



Can you rate the risk from 0 - 10?



No risk

Extreme risk

Hazard: playing football in the road

Risk: A car could hit them.

Review:

Watch the video below.

Using a whiteboard, write down the risks, dangers and hazards you spot.

- <https://watchkin.com/aec4197739>
- Good luck counting all the risks, dangers and hazards!
- Share with your class the risks, dangers and hazards you have identified.

