



Hello everyone

I can't quite believe we have reached the end of the first half of the Spring Term! It has been one of the proudest times I can remember in my many years at Thornton: I am totally in awe of the speed with which parents, carers, children and staff have jumped on board with the new way of learning remotely. What has really impressed me are the fantastic problem-solving skills everyone is demonstrating, which is matched by genuine resilience and a determination to crack on with learning as best as possible despite the many challenges. I think it is extremely important that we take time to recognise all our positive achievements so far and not be hard on ourselves by focussing on things not yet achieved.



The mental health and wellbeing of everyone is paramount—please make sure you keep an eye on the school Twitter account where we regularly signpost you to support, as well as the school website which has a special, dedicated page:

[www.thornton.bham.sch.uk/website/mindfulness\\_and\\_wellbeing/465380](http://www.thornton.bham.sch.uk/website/mindfulness_and_wellbeing/465380)

On a different note, for anyone who is entitled to Free School Meals for their child/ren, please be reassured that the Government's weekly e-vouchers will resume after the half term holiday. You will continue to receive weekly e-vouchers via email from EdenRed until you are told it is safe for your child to return to school.

Please take time to read the **Parents' Evening letter** that has been emailed to you today.

And finally, Mr Meadows and I wrote to you at the start of the week to let you know that Monday 22nd February will NOT be a Teacher Training Day at Thornton Primary School or Sladefield Infant School. ALL children will be expected to take part in their remote learning on this day.

We hope everyone in our **#thorntonfamily** stays safe and well over the holiday, and enjoys some fun, family time that is free from devices!

Take care everyone, Mrs Cathy Grace

## Remote Learning is getting even more family friendly...

'**Screen free Friday Afternoons**' start after the half term holiday! Staff have planned some exciting PE and Music activities for the whole family to join in with every Friday afternoon! Details of this will be shared weekly via Google Classroom, or in the paper packs that can be collected from year group boxes outside the main Reception. Enjoy yourselves, and please share any photos with us via Twitter—we would love to see the fun you're having! Thank you



Acting Headteacher - Mrs Cathy Grace  
Assistant Headteachers - Miss Loach,  
Mrs Biddle-Rawbone, Mrs Mazar  
Chair of Governors—Mr Amjid Ali  
Vice-Chair of Governors—Mr Tharack Ahmed



Thornton Road  
Ward End,  
Birmingham B8 2LQ  
01213270824  
[enquiry@thornton.bham.sch.uk](mailto:enquiry@thornton.bham.sch.uk)  
Twitter— @Thornton0wls

# Remote Learning

## Year 3



The children in Year 3 have been making some brilliant stencil art inspired by Banksy, as part of their Urban Pioneers topic in Art.



They have also been practicing some 3D observational drawings! Some of the children have a great eye for detail and put a lot of effort into each angle and line in their drawings.



## Year 4 Activity

Make your own 3D model of an Anglo-Saxon village or house.

Look at the pictures below to inspire you.

Once you've completed your 3D model, take a picture and send it to your teacher so they can upload it on the to Google classroom or Twitter.



Saxon Models

[https://issuu.com/immediatemediabrand/content/docs/kr\\_july\\_issuu?fr=sZjE5ZjEINTAxNTE](https://issuu.com/immediatemediabrand/content/docs/kr_july_issuu?fr=sZjE5ZjEINTAxNTE)



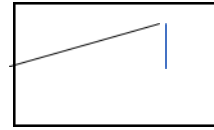

Read the Saxon and Viking magazine. Scan the QR code to open the magazine.



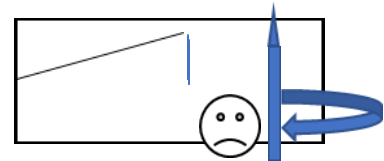
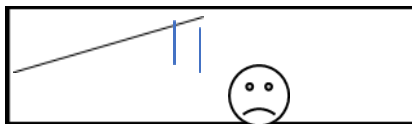
## Year 5 Activity

### Simple animation

Get a piece of paper and cut it in half, lengthways. Then fold it in half. You now have a front cover and an inside.

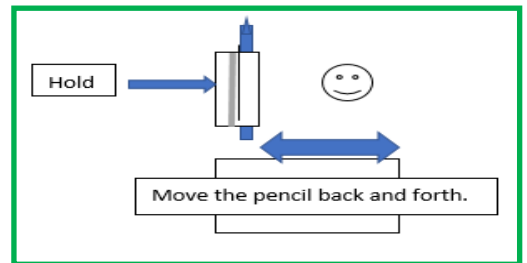


On the inside, on the right hand side, draw a simple image just off centre towards the right, but not too far over. Then close the fold and trace most of the shape onto the front cover. Change something clear.



Now put a pencil at the end of the front cover and roll the paper around it back towards the fold. Hold the edge of the page and move the pencil back and forth to make the image seem to move.

You can now try a more complex image on the other half of the first piece of paper.



## Year 6 Mental Health Week

Year 6 did some high-quality, extremely imaginative work for Children's Mental Health Week .



Aisha 6NI



Aleeza 6NI



Romeesa 6ZB



Zimal 6ZB

## Reading



Hello everyone,

It is great to see all the children who have been engaging with Reading Plus – the app gives children access to texts that are pitched exactly to their current reading ability, helping push their reading and comprehension further. As well as helping build reading fluency and comprehension skills, using Reading Plus exposes children to a wide range of ideas. It is well established that understanding more about the world helps boost children's reading ability, but that this understanding comes from reading more and reading widely. So putting in effort with Reading Plus is a great way to develop this vital foundation.

However, this app is not a replacement for the joy of reading whole books. There are many online libraries available and we are working to find the best site for our children and their families to use. Watch this space for news on our recommendations. Joining Birmingham libraries is free and gives you access to thousands of books at sites across the city. You can join online at [https://](https://www.birmingham.gov.uk/info/50163/library_services/1540/library_membership)

[www.birmingham.gov.uk/info/50163/library\\_services/1540/library\\_membership](https://www.birmingham.gov.uk/info/50163/library_services/1540/library_membership)



One resource that we are absolutely loving at the moment is on the website for Parklands Primary School in Leeds. They have a couple of fantastic virtual libraries that are full of links to recordings of books. A great way to access a bedtime story! There are some fantastic resources – I can't wait to explore them all. Pop over and explore their virtual shelves.

<https://www.parklandsprimary.org.uk/wp-content/uploads/2020/03/VirtualLibrary-Parklands.pdf>

And if you read anything great or find any cool reading resources, don't forget to tweet us!

Happy reading to you all. I'm about to enjoy some more books from the Charlie Bone series of magical mysteries. I just love curling up with a good book and a cup of tea when it's frosty outside...





## It's **Safer Internet Week!**

This year's theme is focusing on

**An internet we trust: Exploring reliability in the online world.**

### What is Safer Internet Day?

It is a day celebrated across the globe in over 170 countries, with thousands of children joining in across the UK. It's a day when we celebrate all the great things about being online and remind ourselves how we can stay safe.

You can watch this video to find out more:



<https://www.saferinternet.org.uk/safer-internet-day/safer-internet-day-2021/i-am-educator/safer-internet-day-2021-films>

This week teachers have set activities based on the following:

- How to identify misleading or false information online?
- What websites/apps do you trust to give you accurate information? Why?
- Have you ever seen anything online that was untrue?
- How do you decide if something is untrue or fake online?

The children have been accessing resources from the Safer Internet Centre. Each group has had the opportunity to watch the live BBC assembly this week:

<https://www.bbc.co.uk/teach/live-lessons/safer-internet-day-live-lesson/zdh2wnb>

**Year 3** have focussed on encouraging discussions with the children based on scenario activities.

**Year 4** have focussed on looking at different adverts online and offline. Discussions were around the following questions:

Do adverts persuade people to buy a product?

Can people profit from doing adverts?

What are the motives for advertising a product?

**Year 5** have focussed on giving children an opportunity to create debate statements around this year's theme.

**Year 6** have focussed on encouraging learners to think of ways to help them decide if something is true or not online with quick response activities.



Task - Write in the box **yes** or **no** to whether these are adverts or not?

<p>1 00:31</p> <p>Is this an advert? Yes or No <input type="text" value="no"/></p>	<p>2 00:38</p> <p>Is this an advert? Yes or No <input type="text" value="yes"/></p>	<p>3 00:42</p> <p>Is this an advert? Yes or No <input type="text" value="yes"/></p>
<p>4 00:55</p> <p>Is this an advert? Yes or No <input type="text" value="yes"/></p>	<p>5 01:25</p> <p>Is this an advert? Yes or No <input type="text" value="yes"/></p>	<p>6 01:33</p> <p>Is this an advert? Yes or No <input type="text" value="no"/></p>

## Detective

Name \_\_\_\_\_

Find a fact you didn't know before (Remember to make sure it's reliable!)	Think about how being online is making you feel and tell someone you trust	Check 3 sources to see if something is reliable/true
Find an article or video online where a person is giving their opinion	Share something useful online to friends/family	Use a search engine and spot the sponsored results
Laugh out loud at something online	Find an image which has been edited	Spend some time researching a topic you're interested in with an adult you trust

Let's put those skills to the test... what is the motive?

**Rainbow toys**

Welcome to the family!

Thank you for shopping with us! We would like to give you a surprise gift from us...

Fill in your email and we will send you a discount code to use on your next purchase...

No thanks, I want to continue shopping...

**Remember:** Where has this come from?

Who created or shared it?

What do they want me to do?

Will they gain anything?

Think of answers beginning with **A**

Something you enjoy doing online?	<input type="text" value="Ask questions"/>
The name of a game or app?	<input type="text" value="A maze"/>
A YouTuber, online show or channel?	<input type="text" value="Absolute radio"/>
A topic you could research online?	<input type="text" value="Anglo-Saxon"/>

**Netware**

<https://www.net-aware.org.uk/>

**Internet matters**

<https://www.internetmatters.org/advice/>

**Parent zone**

<https://parentzone.org.uk/home>

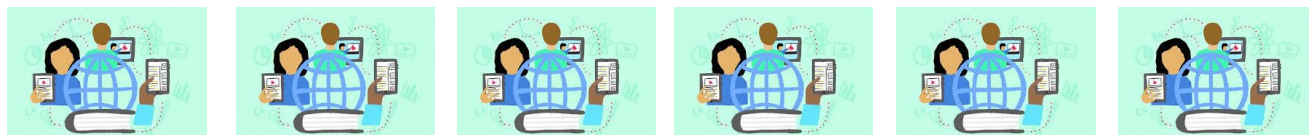
**Common Sense**

<https://www.common sense media.org/>

**internet matters.org**

**parentzone**  
The experts in digital family life

**common sense media**



## REMOTE LEARNING UPDATE!

We have introduced a 'Supporting home learning routines' sheet that the children will be encouraged to use to reflect on their day. A copy of the form can be found by scanning the QR code and is also on our Remote Learning website pages

This week, children at home and in the key workers provision had an opportunity to watch a live BBC assembly about Safer Internet Day. If you have not watched it yourself yet, please take the time scan this QR code and watch it and talk to your child about ways they and you can 'keep safe'. **Thank you for your support with this.**





You can tweet your  
work  
@Thornton0wls

# British Science Week 2021

## Innovating for the future!

- Science week runs for 10 days from 5<sup>th</sup> – 14<sup>th</sup> March 2021
- Our theme this year is 'innovating for the future'.
- We will be taking part in the poster competition run by <https://www.britishscienceweek.org/>
- We want to give you enough time to collect materials from around the home to complete a fantastic project!
- We are giving you the opportunity to contact your teacher and ask for supplies if you need them.
- Post your brilliant activity ideas or share images online tagging the British Science Association on Twitter - [@ScienceWeekUK](https://twitter.com/ScienceWeekUK) - and using the hashtag #BSW21



## So what next?

You have around 4 weeks before science week begins!

We need you to come up with some big ideas and present them in the most attractive and effective way possible! After all, you will be pitching your idea to Miss Jalil, who will then choose her top 5 entries to be handed in to <https://www.britishscienceweek.org/>

Winners selected by the school will also receive prizes, certificates, a tweet and a mention in the school newsletter on our website!



## Remote Learning Timetable

**Week 1– 22/02/2021**

Morning check in time		Afternoon review	Friday PM
9:00-9:20am	Year 3	1:00-1:20pm	11:30am
9:20-9:40am	Year 4	1:20-1:40pm	11:40am
9:40-10am	Year 5	1:40-2:00pm	11:50am
10am-10:20am	Year 6	2:00-2:20pm	12noon

### 3.2.1. Easy Pancakes

#### Ingredients:

300 Millilitres of milk

2 eggs

100 Grams of plain flour

Cooking oil for greasing the pan

#### Method:

Measure flour and place it in a mixing bowl or large jug.

Crack 2 eggs into a separate bowl and whisk with a fork/whisk then add to the flour.

Add the milk slowly whilst mixing.

If you have a sieve then sieve the mixture to remove any lumps.

Heat a small amount of oil in a frying pan, when hot add some of the mixture to the pan enough to cover the base of the pan (a ladle spoon makes this easier)

When the mixture turns from a liquid to a dough like appearance it is time to turn the pancake and cook the other side, use a fish slice or flip it, if you're feeling brave!

When cooked (this should only take a few minutes) put onto a plate then it's time to add whatever healthy topping you choose and enjoy!



### Term Dates

Half Term holiday:

Monday 15 February 2021 to Friday 19 February 2021

#### Spring Term 2021

Term Starts : Monday 22 February 2021  
Term Ends: Thursday 1 April 2021

Easter holiday:

Friday 2 April 2021 to Friday 16 April 2021

#### Summer Term 2021

**Teacher Training Day: Monday 19 April 2021**

Term Starts: Tuesday 20 April 2021

**Teacher Training Day: Thursday 6 May 2021**

Term Ends: Friday 28 May 2021

Half Term holiday:

Monday 31 May 2021 to Friday 4 June 2021

Term Starts: Monday 7 June 2021

Term Ends: Tuesday 20 July 2021

**Teacher Training Day: Wednesday 21 July 2021**



### Key Worker Attendances

**If your child is attending the Key Worker Provision please report any Key Worker Provision absence school lines open from 8 am every day. Thank you.**



Acting Headteacher - Mrs Cathy Grace  
Assistant Headteachers - Miss Loach,  
Mrs Biddle-Rawbone, Mrs Mazar

Chair of Governors—Mr Amjid Ali  
Vice-Chair of Governors—Mr Tharack Ahmed



Thornton Road  
Ward End,  
Birmingham B8 2LQ  
01213270824  
enquiry@thornton.bham.sch.uk  
Twitter– @ThorntonOwls