



Home Learning Week 5 – 18th May 2020

Y6

A **message** from the Year 6 team

Weekly Maths Tasks (Aim to do 1 per day)

Focus of the week: Shape

- On [MyMaths](#) you will find your child has been set 5 tasks this week on **Shape**. Can you encourage them to complete one a day? There are video tutorials and lessons for your child to watch and follow before completing each activity.



- Encourage your child to work on their reasoning skills by completing **past SATs questions** on shape.(see sheet below). The questions get gradually harder so try and get them to challenge themselves! The answers have been provided so that your child can check their work.
- Click on this [link](#) to revise the topics linked to Shape on BBC Bitesize.
- [Times Tables Rock Stars](#) - this provides a carefully sequenced programme of daily timetables practice.
- Scan this QR code.
Your child can access free online Maths games.



Weekly Reading Tasks (Aim to do 1 per day)

Reading focus of the week: Making predictions



- Listen to your child read a chapter of their book. Encourage them to predict what they think will happen next by asking them questions about the characters or about the events in the story. How do we make predictions? See below: Activity 1 support sheet will help you
- Activity 2** (on the sheet below) – take a look at the pictures provided and answer the questions with your child.
- Your child can log on to [Reading Plus](#) and read a text that matches their reading ability. They will also be able to work on their vocabulary. We recommend they complete 2 reading activities and 2 vocabulary activities, as a minimum, each week.
- Why don't you relax and [listen to a story](#) of your choice with your family?



Weekly Spelling Tasks (Aim to do 1 per day)

Spelling focus: -ant and -ent words

- Encourage your child to have a go at the **-ant** and **-ent** spelling task on the SPaG activity sheet (see below) Click on this [link](#) to practice your spellings further by playing fun games on Spellzone.
- Encourage your child to practice these commonly mis-spelt words: **argument, beginning, believe, business, committee.** (see lists at the back of your child's homework diary). These lists are also included on the right-hand side of this website page.

Remember to use some of these spelling strategies:

- Rainbow writing.** Using coloured pencils in different ways can help to make parts of words memorable. You could highlight the tricky parts of the word or write the tricky part in a different colour.
- Making up **memorable 'silly sentences'** containing the word.
- Another method could include making a pyramid.

b
be
beli
belie
believe

Weekly Writing Tasks (Aim to do 1 per day)

Writing genre for this week: Narrative










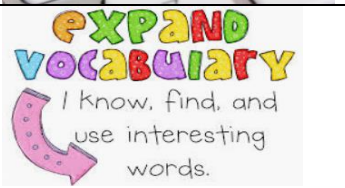



- This week the writing genre is a narrative. Visit [BBC Bitesize](#) to help your child to plan and structure their story.
- Your child has been provided with two pictures to help trigger their imagination. See sheet below to access the pictures and questions.



- You can also [watch How to write great opening lines to stories](#) | BBC Teach Live Lessons to inspire your child.
- Writing challenge** – write a news report based on one of the picture prompts.
- Your child can access **grammar, punctuation and spelling activities** on the sheet below. The answers have been provided, so that your child can check their own work. This week's focus is **verbs** and for a challenge, it is inverted commas.


Creative homework– choose different elements to complete throughout the week

Creative homework aims to provide opportunities for your child to gain a better understanding of the new topic 'Victorians' they are studying. Learning may focus on the different areas of the curriculum and provide your child with the flexibility to lead their own learning. They are in control of the direction they wish to follow on their journey to make new and exciting discoveries.

C		<p>Create your own Victorian crazy quilt. You can use pieces of fabric you may have at home. You can stitch them together or use glue to put the pieces together to create an image of your choice or a colourful pattern. You can use your knowledge of shape to create symmetrical patterns!</p> <p>Take a look at the creative homework resource sheet for ideas (see below).</p>
R		<p>Research children working in coal mines and in textile mills.</p> <p>Click on this link and select:</p> <ul style="list-style-type: none"> Jobs for children in factories. Mines during the Victorian era Further information can be found on here 
E		 <p>You can explore The William Morris Gallery, which is located in London, to help you learn more about this famous artist. Click on the tab collection at the top of the page. You can browse through a collection of furniture and wall paper designs.</p>
A		 <p>Create your own decoupage- the art of decorating a surface with paper cut outs that are glued on in layers. You can cut out pictures from magazines or wrapping paper to cover a small box or an old wooden photo frame.</p> <p>See the creative homework resource sheet (attached below) for the instructions.</p>
T		<p>Tune into BBC Bitesize and click onto the clips to find out about the terrible conditions' children had to work under in coal mines and in textile mills.</p>
I		<p>Create a quiz about what you have learnt so far about the Victorians. You can organise your questions into categories. For example: Famous inventors, Famous artists, Queen Victoria and her family, meaning of words associated with Victorian schools.</p>
V		<p style="text-align: center;">Play a classic game like Boggle.</p>  <p>- Look at the creative resource sheet (below) to access the games.</p> <p>- Solutions have also been provided.</p> <p style="text-align: center;">Now create your own Boggle and share it on Twitter!</p>
E		 <p>In your own words, explain why children should not have been expected to work in textile mills or in coal mines. You can list all the disadvantages using bullet points or create a poster using pictures to support your explanation.</p>

Music

Click on this [link](#) to learn about duration, tempo and the German composer, Beethoven.



P.S.H.E.

Learn about the importance of team work whilst getting active with The Super Movers Crew. Click on this [link](#).

Additional learning resources parents may wish to engage with

[The Oaks National Academy Online Learning Lessons](#) – This website has online lessons for Year 6. You can click on the subject that you want and join different lessons for each area. Each day the lessons change and there are a variety of opportunities to explore.



[BBC bitesize](#) have lots of videos and lessons for all areas of the curriculum. There are lots of [science experiments](#) you can do at home.



[Education quizzes](#) is website that has lots of fun educational quizzes you can do across all subjects.

[Classroom Secrets Learning Packs](#) - . These packs are split into different year groups and include activities linked to reading, writing, maths and practical ideas you can do around the home.



[Twinkl](#) - to access these resources click on the link and sign up using your own email address and creating your own password. Use the offer code UKTWINKLHELPS.



[Get Active with Living Streets](#) – Turn your daily walk into a fun scavenger hunt. Check out Living Streets for lots of ideas to spice up your daily exercise.



Check out what the Year 6 Team are getting up to - Look on Twitter for:

- [Recreate Van Gogh's art work with Mrs Mir](#)
- [Follow Mrs Mazar's recipe to make some cheesecake desserts](#)
- [Learn Spanish like Ms Ferrante using an app called Duo Lingo](#)
- [Spot the difference with Miss B](#)
- [Have a go at Mr Iqbal's maths challenge](#)

[SEND Activities](#)

The Oak National Academy website provides access to a range of online lessons which help parents support children with special educational needs. They cover a range of subjects including: communication and language therapy, numeracy, creative arts, independent living and therapies. Visit this [link](#) to access their resources.

Thank you for your continued help and support.