



Home Learning WEEK 3 – 4th May 2020

Y3

Click on the links whilst holding down the Ctrl key, they will take you to the website you need.

A message from the Year 3 team.



Weekly Maths Tasks (Aim to do 1 per day)

- Working on [Times Table Rockstars](#) - your child will have an individual login to access this.
- Worksheets on [MyMaths](#) – there will be 5 a week so you can aim to do 1 a day. This week's focus is **shape**.
- Play on [Rocket Rounding](#) - focus on up to 999 to nearest 10.
- Practise addition. This could be done through this [game](#) (select addition; add 3 digit number and ones/tens/hundreds).
- Play this game on [Maths Frame](#) and choose read time to the nearest minute to link with the MyMaths work from last week.



Weekly Reading Tasks (Aim to do 1 per day)

- Watch the videos of Miss Brown reading a chapter a day of *Mother Knows Best* on [Thornton Primary School website](#).
- Listen to Prince Cinders <https://watchkin.com/940ee8705e> - when you have listened to it, can you *infer* how Prince Cinders was feeling/thinking throughout the different parts of the story? In a book your child has read, can they use the evidence from the text to *predict* what may happen next.
- Have a go at the [spring activity pack on twitter](#) recommended by Mrs Quinn, our librarian.



Weekly Spelling Tasks (Aim to do 1 per day)

- Practise the [rule](#) for the /i/ sound spelt y elsewhere than at the end of words (e.g. gym, myth... etc.).
- Play the [Spelling Tiles](#) game on [spelling frame](#) where you can practice our spelling rule for this week.

Have a go at:

- Writing the words into sentences.

e.g. sentence: *I really enjoy going to the **gym** to keep fit.*


- Look, say, cover, write, check



Words	Monday	Tuesday	Wednesday	Thursday	Friday

Weekly Writing Tasks (Aim to do 1 per day)

- Watch [Oti Mabuse](#) read *Please Mrs Butler* by Allan Ahlberg. What do you think the message is from this poem? How do you know? Which phrases support your evidence?
 - Have a go at learning and performing the poem yourself. Remember to have action and expression in your voice!
 - Can you write some sentences describing school using your five senses (touch, hear, smell, see, taste)?
- Using what you have learnt about the features of *Please Mrs Butler*, write your own poem about school. You can have a look on [here](#) to decide which type of poem you want to write.
- You can also go onto [Talk 4 Writing](#) and select the Year 3 Unit 'The Stone Trolls'. Inside you will find many things to work through that will help you with your writing skills and build on the work you do at school.



Creative Homework – choose an element to do throughout the week

Creative homework aims to provide opportunities for your child to gain a better understanding of their new Topic that they will be studying. Learning may focus on the different areas of the curriculum and provides your child with the flexibility to lead their own learning. They are in control of the direction they wish to follow on their journey to make new and exciting discoveries... Summer 1 Topic – Urban Pioneers

C		See if you can create these recipes that originate from Berlin: Potato salad Berlin style Berliner Pfannkuchen (Berlin donuts) Remember you can change some ingredients to meet your dietary requirements.	
R		Read this article about the Berlin Wall on Newsround . Write down as many facts you can find about Berlin Wall. Why is it important? What did it divide? How big was the wall?	
E		Go on Google Earth . Click on "Launch Earth" and then search for Berlin, Germany. On the right of the page, it will have a tab that says "points of interest in Birmingham". Click on this and have a look at the different landmarks in Berlin.	
A		Keith Haring is a famous graffiti artist. Can you try to re-create this style of art? You can gain ideas from any cartoons that you currently watch! Think about what art resources you could use – pencil, paint, colouring pencils.	
T		Watch a tour of Berlin to gain an insight into Berlin life and the most famous landmarks.	
I		Use PowerPoint to present your information about Berlin. Be as creative as possible, you may add some videos, images or even some animation. You can present your findings to your family members!	
V		<i>graffiti residence</i> Use the online dictionary to find the meaning of these words and write them into sentences. Once you have done that, use the thesaurus to find synonyms for these words: <i>residence</i> and <i>graffiti</i>	
E		Write a short paragraph and explain in your own words why the Berlin Wall is famous. You could add illustrations too!	

Additional learning resources parents may wish to engage with

[The Oaks National Academy Online Learning Lessons](#) – This website has online lessons for Year 3. You can click on the subject that you want and join different lessons for each area. Each day the lessons change and there are a variety of opportunities to explore.



[BBC bitesize](#) have lots of videos and lessons for all areas of the curriculum. There are lots of [science experiments](#) you can do at home.



[Education quizzes](#) is website that has lots of fun educational quizzes you can do across all subjects.

[Classroom Secrets Learning Packs](#) - . These packs are split into different year groups and include activities linked to reading, writing, maths and practical ideas you can do around the home.



[Twinkl](#) - to access these resources click on the link and sign up using your own email address and creating your own password. Use the offer code UKTWINKLHELPS.



[Get Active with Living Streets](#) – Turn your daily walk into a fun scavenger hunt. Check out Living Streets for lots of ideas to spice up your daily exercise.



Look on for Twitter for:

- [Healthy eating with Mrs Tanner.](#)
- [Meet Mrs Ahmed's pet](#)
- [Create bunting with Ms Boden](#)
- [Magic trick with Mrs Bevan](#)
- [Music challenge with Miss Jabeen](#)
- [Camping with Mrs Cherry](#)
- [Get creative with Mrs Webster](#)



Thank you for your continued help and support.