



Home Learning WEEK 2 – 27th April 2020

Y6

Click on the links whilst holding down the Ctrl key, they will take you to the website you need.

A message from the Year 6 team.

Weekly Maths Tasks (Aim to do 1 per day)

Focus of the week: Decimals

- Your child has been set 5 tasks this week on decimals on [MyMaths](#). Can you encourage them to complete one a day? There are video tutorials and lessons for



your child to watch and follow before completing each activity.

- Encourage your child to work on their reasoning skills by completing [these past SATs questions on decimals](#). The questions get gradually get harder so try and get them to challenge themselves! The answers have been provided (at the bottom of the sheet) so that your child can check their work.

- Your child can train their brain by doing some daily mental maths on the Topmarks website. Use the QR code to the right.



- Your child can access [Times Table Rock Stars](#) - this provides a carefully sequenced programme of daily times tables practice.



Weekly Reading Tasks (Aim to do 1 per day)

- Ask your child to describe the personality of a character from the book they are reading. Remember they need to use evidence from the text to justify their opinions.
- Get your child to make a prediction about what they think might happen next. Ensure your child is basing their prediction on details stated and implied in the text. Not just guessing!
- Your child can log on to [Reading Plus](#) and read a text that matches their reading ability. They will also be able to work on their vocabulary. We recommend they complete 2 reading activities and 2 vocabulary activities, as a minimum, each week.
- Your child can also access [the World Book Day](#) website and listen to stories being read aloud by some familiar famous faces.



#WorldBookDay



Weekly Spelling Tasks (Aim to do 1 per day)

Spelling focus: ible and able words

- Click on this link to complete the activity [on ible and able words](#).
- Encourage your child to practise the Year 3/ 4 and 5/ 6 spellings (see lists at the back of your child's homework diary). These lists are also included on the right-hand side of this website page too.
- Then ask your child to choose 5 words they commonly misspell. They can create a poster of images that will help them remember the spellings.
- Read the information and complete Activity 27 on [Spellzone website](#)
- You can sign up to [Spelling Shed](#) and get a 30-day free trial to help your child improve their spellings. Sign up today!



Weekly Writing Tasks (Aim to do 1 per day)









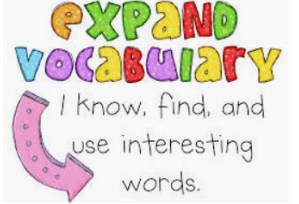
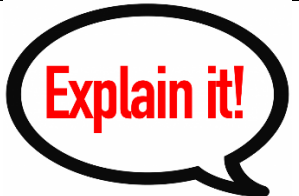
Writing genre for this week: Letter writing

- Discuss [the features of a letter](#) with your child. Click on the link to visit BBC Bitesize to look at the features of a letter.
- Discuss who they might write a letter to during this lockdown period and what they might include in it.
- Could they write a letter to Boris Johnson explaining how they feel about the lockdown?
- Your child can access grammar, punctuation and spelling activities [here](#). The answers have been provided (at the bottom of the sheet) so that your child can check their own work.
- Greater depth writing activities can be found on the [Talk for Writing](#) website



Creative Homework– choose different elements to complete throughout the week

Creative homework aims to provide opportunities for your child to gain a better understanding of their new topic that they will be studying. Learning may focus on the different areas of the curriculum and provides your child with the flexibility to lead their own learning. They are in control of the direction they wish to follow on their journey to make new and exciting discoveries.

C		Build your own Victorian house using everyday materials from around the house. You could use cereal boxes, egg cartons, empty yoghurt pots... Look at the link below to help. https://watchkin.com/b9e6fc561f	
R		Research what homes were like during the Victorian period by clicking this link .	
E		Unfortunately, Year 6 will not be able to go on their trip to the Black Country Living Museum, but they can explore the website . When you go on to the website, click on the search tool and type in 'Victorians'. All videos and information links related to this topic will appear.	
A		William Morris was a famous Victorian Artist. This website will provide you with background information on the type of art work he produced. He was known for his brilliant wallpaper designs. Can you design your own wallpaper using a floral style or pattern?	
T		Click on the following link to watch a video about life during the Victorian era. https://watchkin.com/0ae5c360fa	
I		Once you have researched the Victorians, create a fact file on your computer, laptop or tablet.	
V		Create your own glossary. Find 10 key words and their definitions associated with the Victorians. Features of a glossary -Include difficult words that need a definition -Words are bold or underlined -They are in alphabetic order	
E		In your own words explain what you have learnt about the Victorians so far.	

Science- Electricity

Can you match the correct symbols to the different components of a circuit?
Find the worksheet and answers [here](#).

Religious Education

Ramadan is observed by Muslims worldwide as a month of fasting, prayer, reflection and community. Write a short paragraph explaining how Ramadan is celebrated. Use this [BBC link](#) to support.

Click on the words in the boxes to open the different documents

Additional learning resources parents may wish to engage with

[Classroom Secrets Learning Packs](#) - These packs are split into different year groups and include activities linked to reading, writing, maths and practical ideas you can do around the home.

[Twinkl](#) - to access these resources click on the link and sign up using your own email address and creating your own password. Use the offer code UKTWINKLHELPS.

[Twitter](#) - Follow Thornton Primary School to see updates, messages from staff and daily and weekly challenges for pupils.

Thank you for your continued help and support.