



Home Learning WEEK 3 – 4th May 2020

Y6

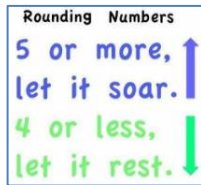
Click on the links whilst holding down the Ctrl key,
they will take you to the website you need.

A little message from all the staff in Year 6.

Weekly Maths Tasks (Aim to do 1 per day)

Focus of the week: Rounding

- Your child has been set 5 tasks this week on rounding using [MyMaths](#). Can you encourage them to complete one a day? There are video tutorials and lessons for your child to watch and follow before completing each activity.
- Encourage your child to work on their reasoning skills by completing [these past SATs questions on rounding](#). The questions get gradually harder so try and get them to challenge themselves! The answers have been provided (at the bottom of the sheet) so that your child can check their work and celebrate successes!
- Your child can train their brain by doing some daily mental maths on the Topmarks website. Use the QR code to the right.
- Your child can also access [Times Table Rock Stars](#). This provides carefully sequenced programmes of daily times tables practice.



Weekly Reading Tasks (Aim to do 1 per day)

Reading focus: Summarise what you have read


- What is summarising? How do we summarise? Watch the video for some [help](#). Then try the short summarising [activity](#) on the SPaG sheet, attached below.
- Your child can log on to [Reading Plus](#) and read a text that matches their reading ability. They will also be able to work on their vocabulary. We recommend they complete 2 reading activities and 2 vocabulary activities as a minimum each week.

SUMmarise It
Shorter than the text
Use your own words
Main ideas only



Site Code: rpthorn10

- David Williams will be reading every day for 30 days. He will be reading book [Fing](#)
- Your child can also access [the World Book Day](#) website and listen to stories being read aloud by some familiar famous faces.



#WorldBookDay



Weekly Spelling Tasks (Aim to do 1 per day)

Spelling focus: -cial and -tial words

- Complete the spelling activity on **-cial** and **-tial** words on the SPaG sheet, attached below.
- Encourage your child to practice the Year 3/ 4 and 5/ 6 spellings (see lists at the back of your child's homework diary). These lists are also included to the right-hand side of this website page too.
- Then ask your child to choose 5 words they commonly misspell. They can use the **Look, Say, Cover, Write Strategy** (attached to the SPaG activity sheet below)
- Your child can try the spelling activity **'Picture & a Story'** Draw a picture defining each word. Write a sentence about your picture using the word. Maybe you can create a silly story using those sentences.
- You can sign up to [Spelling Shed](#) and get a 30-day free trial to help your child improve their spellings.

Look, Say, Cover, Write and Check!

Use the evidence to you to know the pronunciation then write it right. Write down you spell the words in the table and use it to practice the words separately, or with a partner.

	look	say	cover	write	check	correction
official						
partial						
special						
essential						
artificial						
confidential						
crucial						
fortuitous						



Weekly Writing Tasks (Aim to do 1 per day)

Writing genre for this week: Biography

- Discuss [the features of a biography](#) with your child. Click on the link to visit BBC Bitesize to look at the features of a biography.
- Discuss who they would like to write a biography about. Could they write a biography about [Queen Victoria](#), [Charles Dickens](#) or [Florence Nightingale](#)? (click the names for facts and pictures and for videos.)










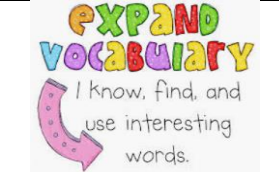



- Your child can access grammar, punctuation and spelling activities [here](#). The answers have been provided (at the bottom of the sheet) so that your child can check their own work and celebrate successes!
- NEW** writing activities can be found on the [Talk for Writing](#) website



Creative homework– choose an element to do throughout the week

Creative homework aims to provide opportunities for your child to gain a better understanding of their new topic 'Victorians' that they will be studying. Learning may focus on the different areas of the curriculum and provides your child with the flexibility to lead their own learning. They are in control of the direction they wish to follow on their journey to make new and exciting discoveries.

C		Build a Victorian thaumatrope (Victorian toy) using everyday materials found around the house. All you need is some paper, string, pencil, sellotape, scissors and crayons. Watch this video to help you. Post pictures of your thaumatrope on Twitter for us to see.	
R		Research the type of toys children played with during the Victorian period by clicking this link .	
E		Explore the art work covering the long reign of Queen Victoria from 1837 to 1901. You can explore the Victorian gallery using the amazing 360-degree virtual tour at the National Portrait Gallery, London. Click here .	
A		L.S.Lowry was a famous Victorian Artist. He is particularly famous for painting industrial scenes using matchstick characters. This website will provide you with background information on the type of art work he produced. Create your own modern-day industrial piece of art work or you can copy one of Lowry's. A short easy to follow video has been shared with you, where you can watch Lowry share some of his painting styles.	
T		Click on the following link to watch a video about Victorian Children working during the Victorian era.	
I		Once you have researched about Victorian toys, why not create an instructional text on how to make one using Word or PowerPoint or you can create a video and upload it to Twitter.	
V		Find the definitions for the following 10 key words using a dictionary. You can use the Cambridge online dictionary here . reign, industrial, cane, servant, workhouse, bonnet, orphan, wash board, shilling and scullery See if you can find images to help you understand what some of the highlighted words mean. Use kiddle.co to search.	
E		In your own words explain what you have learnt about Victorian children.	

Science- electricity

Using your knowledge of electricity symbols from last week, draw some working circuits.
Find the worksheet and answers [below](#).

Religious Education

Ramadan is celebrated with food, family and decorations. With your child you can make some decorations to put around your home.
You can create some Henna Hand Prints or Lolly Stick Stars.
(click the pictures for instructions)
Do not forget to post them on the school Twitter Page!



Click and press Ctrl on the underlined words in the boxes to open the different documents

Additional learning resources parents may wish to engage with

[The Oaks National Academy Online Learning Lessons](#) – This website has online lessons for Year 6. You can click on the subject that you want and join different lessons for each area. Each day the lessons change and there are a variety of opportunities to explore.



[BBC bitesize](#) have lots of videos and lessons for all areas of the curriculum. There are lots of [science experiments](#) you can do at home.



[Education quizzes](#) is website that has lots of fun educational quizzes you can do across all subjects.

[Classroom Secrets Learning Packs](#) - . These packs are split into different year groups and include activities linked to reading, writing, maths and practical ideas you can do around the home.



[Twinkl](#) - to access these resources click on the link and sign up using your own email address and creating your own password. Use the offer code UKTWINKLHELPS.



[Get Active with Living Streets](#) – Turn your daily walk into a fun scavenger hunt. Check out Living Streets for lots of ideas to spice up your daily exercise.



Check out what the Year 6 Team are getting up to - Look on Twitter for:

- [Smoothie Lollies with Mrs Jalil](#)
- [Art with Mrs. Hazelwood](#)
- [Brainteasers with Ms.Bi](#)
- [Gardening with Mrs.Mazar](#)



Thank you for your continued help and support.