

Teaching Phonics at Thornton



Here at Thornton, we know that children need a secure foundation of phonics if they are going to become confident readers. Phonics is a way of teaching children how to read and write. It helps children hear, identify and use different sounds that distinguish one word from another in the English language. Written language can be compared to a code, so knowing the sounds of individual letters and how those letters sound when they're combined will help children decode words as they read.

The Phonics Screening Check is taken by all children in Year 1 in England, and this usually takes place in June. It is designed to give teachers and parents information on how a child is progressing in phonics. It will help to identify whether a child needs additional support at this stage so that they do not fall behind in this vital early reading skill. Children have a chance to re-take the Year 1 Phonics Screening in Year 2. Due to the pandemic, children missed out on vital phonics teaching. At Thornton, we aim to fill in these gaps and encourage our children's love of reading.

What does phonics look like at Thornton?

Phonics continues to be taught discreetly in Year 3 and beyond for those children who are identified as needing additional support. Children receive daily phonics intervention, as well as, phonics being taught across all areas of the curriculum. We make sure the teaching of reading is a priority at Thornton for all pupils.

Which phonics scheme do we use?

We use the **FFT Success for All Phonics scheme** at Thornton. The scheme allows phonics to be taught systematically.

This scheme is also used by our feeder infant school so that we can provide continuation for the children.



Parent Questionnaire

Please scan the QR code to fill out the parent questionnaire. Your feedback is greatly appreciated.



<https://forms.office.com/eTL4JUSVT9H>

How you can help your child at home









Read to/with your child every night. This can be non-fiction or any other text you may prefer. You can also use the FFT Success for Phonics Parent Portal to access shared reader texts to support your child.



<https://parents.fft.org.uk/shared-readers-library/>

Activities to help with phonics at home

Below are some different strategies and websites you can use at home to support your child with their phonics.

		<p style="text-align: center;"><u>Phonics Play</u></p> <p>Fun phonics games using all the sounds learnt in Phases 1-6.</p>
		<p style="text-align: center;"><u>Purple Mash</u></p> <p>Use the login details found in your child's diary to access phonics activities on Purple Mash.</p>
		<p style="text-align: center;"><u>Pronunciation</u></p> <p>Watch the video to help practise how to pronounce the sounds correctly.</p>
		<p style="text-align: center;"><u>Phonics Bloom</u></p> <p>Free phonics games and quizzes from Phase 1 to Phase 6.</p>

Strategies you could try with your child:

Practise spelling the Red Words (tricky words) using rainbow colours

Colours:

because the

Create your own flashcards using the GPC they are working on.

'ai'

train

drain

Spain

claim

Phonics support– who to contact

Further information about the teaching of phonics is available on our school website. Please speak to your child's class teacher if you have any questions. You can also request to speak to Miss Ahmed (Phonics and Early Reading Lead), Mrs Mazar (Assistant Headteacher, English Strategic Lead) or Ms Evans (English Lead).