

Home Learning WEEK THREE – 4th May 2020

Y5

Click on the links whilst holding down the Ctrl key, they will take you to the website you need.

A message from the Year 5 team.

Weekly Maths Tasks (Aim to do 1 per day)

- Log on to [Times Table Rock Stars](#) and try to earn yourself a shout out on Twitter!
- Develop your mental maths skills. Play [Hit the Button](#) – Multiplication and related divisions.
- Challenge yourself to complete this [perimeter problem](#) involving money. You can check your answer [here](#).
- Complete the set of **reasoning problems on properties of area and perimeter**. The questions get gradually harder so challenge yourself! The answers have been provided (at the bottom of the sheet) so that you can check your work and celebrate your successes!
- Log on to [MyMaths](#) and complete different activities set by your teachers each day. This week's focus is **Area and Perimeter**. There are video tutorials to watch and follow before completing each activity.

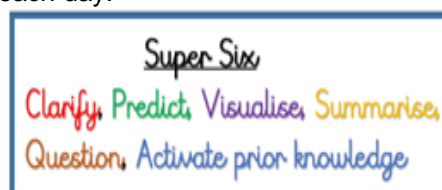


Weekly Reading Tasks (Aim to do 1 per day)


Our new class novel is the 'The Paper Bag Prince' by Colin Thompson.



- Use your Super Six reading skills to complete the **set tasks** for the week. Look at the reading activities sheet for more information – there is a different task each day.




- Log on to [Reading Plus](#) and complete one activity daily. **Site Code: rpthorn10**
- Read to an adult; remember to use expression and intonation.
- David Williams will be reading every day for 30 days. Tune in and listen to him read the book [Fing](#).



Weekly Spelling Tasks (Aim to do 1 per day)

- Practice the spelling rule 37 – word endings which sound like **-cious or -tious** on [spellingframe](#)
- Use mnemonics as a spelling strategy to help you memorise each word. Check one out here: <https://watchkin.com/f27047ce22>.



- Ask someone to test you on this week's spellings.
- Proof-read your writing from one day. You can use an [online dictionary](#) to check the spelling of any words that you were not sure about.

Weekly Writing Tasks (Aim to do 1 per day)

You have five different writing tasks based on the Paper Bag Prince. They are explained in more detail on the writing tasks sheet.

- Look at the picture taken from The Paper Bag Prince. Write a paragraph that describes the scene. Can you include a [relative clause](#)?
- Can you replace the underlined words with a [synonym](#) for greater effect? Can you think of any [antonyms](#) for these words?
- Read the extracts you have been given. Identify any vocabulary you didn't know before and find out what it means by using the [online dictionary](#)
- Identify [expanded noun phrases](#) and adjectives (describing words) the author has used. Which words have helped to create an image in the reader's mind?
- Use your prior knowledge to create a **diary entry** from the Paper Bag Prince's perspective.

Creative Homework – choose different elements to complete throughout the week

Creative Homework aims to provide opportunities for your child to gain a better understanding of their new topic. Learning may focus on the different areas of the curriculum and provides your child with the flexibility to lead their own learning. This week we are looking at an artist, Giuseppe Arcimboldi, who took his inspiration from fruit and vegetables.

C		Create a three-course vegetarian meal for your family. You need to create the recipes for: a starter, a main course and dessert. Think about the ingredients you will need and write a shopping list. Family members can give each course a star rating! https://www.bbcgoodfood.com/recipes/category/vegetables
R		Use https://www.kiddle.co/ to research the artist Giuseppe Arcimboldi. He uses fruit and vegetables as an inspiration for his artwork. You could research: his artistic style, the inspiration behind his paintings and some of his most important pieces of art.
E		Explore the different art work of Giuseppe Arcimboldi. What was his most famous painting? What was the subject? What medium did he work with to create it? Did he use other objects in his paintings instead of fruit and vegetables?
A		Take inspiration from Giuseppe Arcimboldi to create your own drawing or painting, made with fruits and vegetables. This could be a portrait or anything else that you want!
T		Watch an animated story about Giuseppe Arcimboldi. The story includes lots of examples of Arcimboldi's work. What creative examples of art do you see? Write down any ideas this story gives you for a piece of art you could create in Arcimboldi's style.
I		Use PowerPoint to present all the new information that you have learnt about Giuseppe Arcimboldi. You could set this up as an autobiography, with different sections. Be as creative as possible, you may add some videos, images or even some animation.
V		These are some of the words associated with Giuseppe Arcimboldi's work, find out what they mean: revival , composite , images , allegorical , allusions , immense , contemporary , appeal and Renaissance .
E		Giuseppe Arcimboldi's was described as the: "greatest visual comedian of the Italian Renaissance" Explain what you think this means and why it was said.

[The Oaks National Academy Online Learning Lessons](#) – This website has online lessons for Year 5. You can click on the subject that you want and join different lessons for each area. Each day the lessons change and there are a variety of opportunities to explore.



[BBC bitesize](#) have lots of videos and lessons for all areas of the curriculum. There are lots of [science experiments](#) you can do at home.



[Education quizzes](#) is website that has lots of fun educational quizzes you can do across all subjects.

[Classroom Secrets Learning Packs](#) - . These packs are split into different year groups and include activities linked to reading, writing, maths and practical ideas you can do around the home.



[Twinkl](#) - to access these resources click on the link and sign up using your own email address and creating your own password. Use the offer code UKTWINKLHELPS.



[Get Active with Living Streets](#) – Turn your daily walk into a fun scavenger hunt. Check out Living Streets for lots of ideas to spice up your daily exercise.



Look on Twitter for:

[Bake something delicious with Mrs Ayaz](#)

[A big shout out to two of our readers](#)

[See what Mrs Tahir has been up to in her garden](#)

Thank you for your continued help and support.